

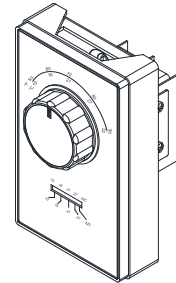
COLUMBUS ELECTRIC

a division of TPI Corporation

LINE VOLTAGE THERMOSTAT – ET9 SERIES

DESCRIPTION

The Columbus Electric wall mounted line voltage thermostat is suitable for direct connection with any resistance heating elements and unit heaters. This thermostat has a snap action switch operated by a bimetal actuator and is available in single pole, double pole with positive off, two stage heat. Cooling only and heat or cool models. Other options include a built in thermometer and/or 6 inch wire leads.



INSTALLATION INSTRUCTIONS

Application: A vertical wall box is used for mounting thermostat 4 to 5 feet above the floor on an inside wall where the thermostat will be subject to average room temperature. It should be away from concealed warm or cold water pipes, warm or cold air ducts, drafts from hallways or stairways.

1. **▲ WARNING** Disconnect power from source.
2. Remove cover from old thermostat.
3. Remove old thermostat by removing two screws.
4. Disconnect supply wires from old thermostat.
5. New installation: remove cover by gently pulling away from thermostat.
6. Make connection of supply lead(s) (red) and load lead(s) (black) using an approved connector (wire nut, crimp cap, or etc.).
7. Connect the ground wire to the terminal marked "GRD" or \equiv
8. All wiring must conform to application code, ordinances and regulations in such matters as wire size, type of insulation and enclosure.
9. Dress wires into wall box and secure your new thermostat to the wall box with the screws provided.
10. Reinstall cover, select desired temperature and restore power.

SPECIFICATIONS

ELECTRICAL RATING

22 A Resistive @ 125/250/277 Vac.
 3/4 HP @ 125 Vac.
 1-1/2 HP @ 250/277 Vac.

DIFFERENTIAL

HEAT APPROXIMATELY:..... 2°F
 COOLING APPROXIMATELY:..... 4°F
 HEAT ANTICIPATOR MODELS: 1/2°F

TEMPERATURE RANGE

SETTING RANGE.....50°F TO 90°F
 HEATING OR COOLING. 50°F TO 90°F
 ATTIC FAN CONTROL.. 90°F TO 135°F

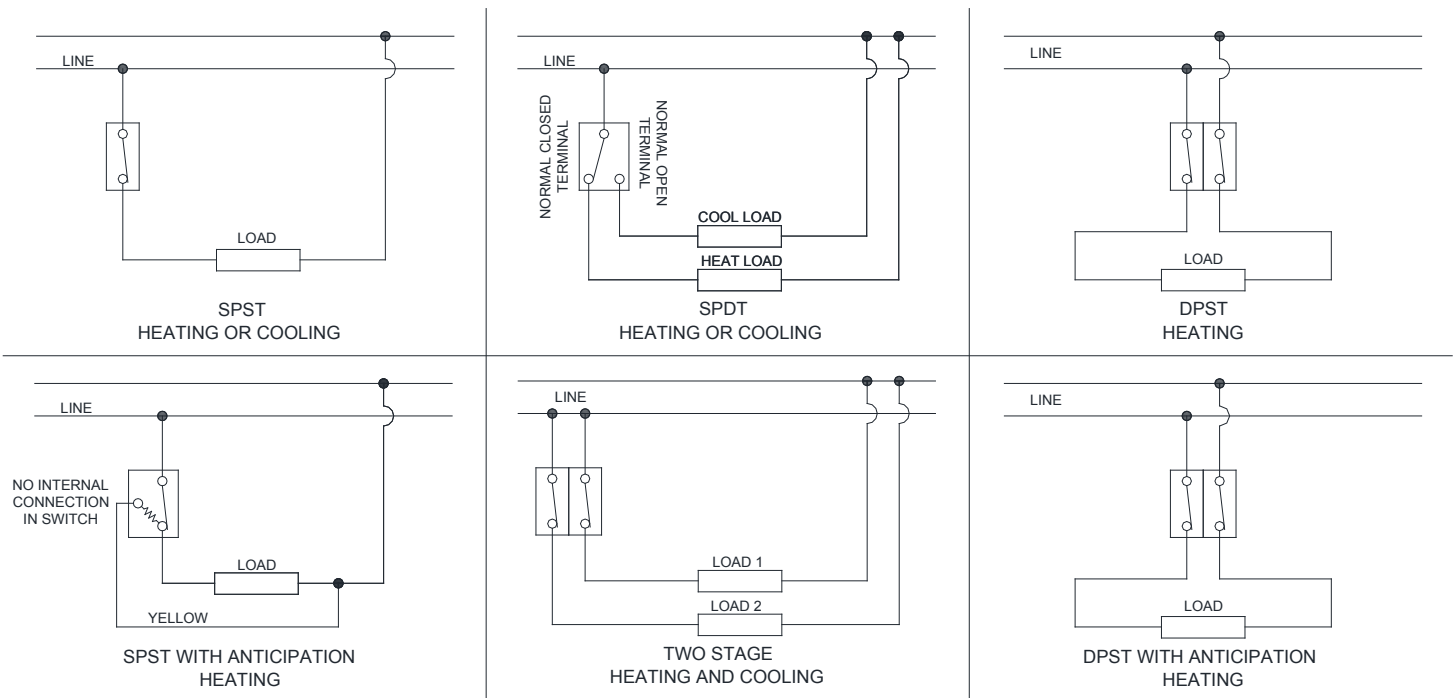
DIMENSIONS

4-3/4" HEIGHT
 2-7/8" WIDE
 2-7/8" DEPTH

▲ WARNING

If this product is used to replace a device containing mercury, the purchaser or consumer must ensure that the mercury is properly managed to comply with state or federal regulations. The mercury must not become part of solid waste or waste water. Additional guidance may be obtained from the manufacturer of the product being removed, or by calling Columbus Electric Manufacturing Company Materials Manager.

WIRING DIAGRAMS



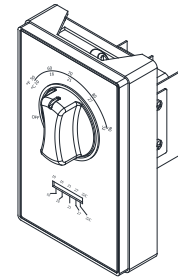
COLUMBUS ELECTRIC

a division of TPI Corporation

TERMOSTATO DE VOLTAJE DE LÍNEA – ET9 SERIES

DESCRIPCIÓN

Le thermostat de tension de la ligne fixée au mur Columbus Électrique est adapté pour une connexion directe avec des éléments de chauffage à résistance et aérothermes. Ce thermostat possède un interrupteur à action brusque exploité par un actionneur bimétallique et est disponible en unipolaire, bipolaire avec arrêt positif, deux étage de chauffage. Refroidissement modèles seulement et chauffer ou refroidir. D'autres options incluent un thermomètre intégré et/ou 6 fils conducteurs de pouce.



INSTRUCTIONS D'INSTALLATION

Application: Une boîte de paroi verticale est utilisé pour thermostat pour montage en 4 à 5 pieds au-dessus du sol sur un mur intérieur où

1. Turn off power supply.
2. Remove cover from old thermostat.
3. Remove old thermostat by removing two screws.
4. Disconnect supply wires from old thermostat.
5. New installation: remove cover by gently pulling away from thermostat.
6. Make connection of supply lead(s) (red) and load lead(s) (black) using an approved connector (wire nut, crimp cap, or etc.).
7. Connect the ground wire to the terminal marked "GRD" or \equiv
8. All wiring must conform to application code, ordinances and regulations in such matters as wire size, type of insulation and enclosure.
9. Dress wires into wall box and secure your new thermostat to the wall box with the screws provided.
10. Reinstall cover, select desired temperature and restore power.

ESPECIFICACIONES

CAPACIDAD ELÉCTRICA

22 A Resistive @ 125/250/277 Vac.
3/4 HP @ 125 Vac.
1-1/2 HP @ 250/277 Vac.

DIFERENCIAL

Califacción (aproximadamente)..... 2°F
Aire acondicionado (aproximadamente). 4°F
HEAT ANTICIPATOR MODELS: 1/2°F

DIMENSIONS

4-3/4" HEIGHT
2-7/8" WIDE
2-7/8" DEPTH

TEMPERATURE RANGE

SETTING RANGE.....50°F TO 90°F
HEATING OR COOLING. 50°F TO 90°F
ATTIC FAN CONTROL.. 90°F TO 135°F

WARNING

Si este producto se utiliza para reemplazar un dispositivo que contiene mercurio, el comprador o consumidor debe asegurar que el mercurio sea tratado correctamente, de acuerdo con los reglamentos estatales o federales. El mercurio no debe pasar a ser parte de desechos sólidos ni de agua de desechos. Más información se puede obtener del fabricante del producto.