

Ice/Beverage Series 1090C Remote Ice Cube Machine

with Patented CVD Technology®

Model

IB-1094YC



An Ice Machine Designed Specifically for Beverage Dispensers



Ice/Beverage Series 1090C ice machine - 115V
Servend SV-250 beverage dispenser
An "NSF Listed" Ice/Beverage Dispenser Combination



CVD Condensing Unit - 208-230V

QuietQube ice machine with CVD condensing unit is designed as a Manitowoc system and cannot be used with any other ice machine or remote condenser brand.

Standard Features

IB Series QuietQube® Remote System consists of a remote condensing unit, interconnecting refrigerant lines, ice machine head section along with a countertop dispenser, or ice storage bin. All ordered separately.

- **Space-Saving Design** - up to 1070 lbs. (485 kgs.) daily ice production in narrow 22" footprint eases sanitation procedures for the ice storage area and beverage valves.
- Also allows for convenient manual loading of ice in dispenser to satisfy peak ice usage.
- Can be installed or retrofitted to virtually any commercial beverage dispenser.
- Only 14" (35.56 cm) deep, 22" (55.88 cm) wide, and 30.5" (77.50 cm) high.
- **Quiet Operation** - eliminates most noise from the refrigeration system. Promotes a relaxing atmosphere.
- **Intelligent Diagnostics** - provide 24 hour preventative maintenance and diagnostic feedback for trouble free operation.
- **Acoustical Ice Sensing Probe** - for reliable operation in challenging water conditions.
- **EasyRead Display** - communicates operating status, cleaning reminders, and asset information through a blue illuminated display.
- **Programmable Ice Production** - by On/Off Time, Ice Volume or Bin Level (with accessory bin level control) further improves energy efficiency and savings.
- **Easy to Clean Foodzone** - Lift-off front door for easy access. Removable water-trough, distribution tube, curtain, and sensing probes for fast and efficient cleaning. Select components made with AlphaSan® antimicrobial.
- **DuraTech™ Exterior** - provides superior corrosion resistance. Stainless finish with innovative clear-coat resists fingerprints and dirt.
- Available **Luminice™ Growth Inhibitor** controls the growth of bacteria, yeast and other micro-organisms within the foodzone.

Ice Shape



Half Dice
3/8" x 1 1/8" x 7/8"
(.95 x 2.86 x 2.22 cm)



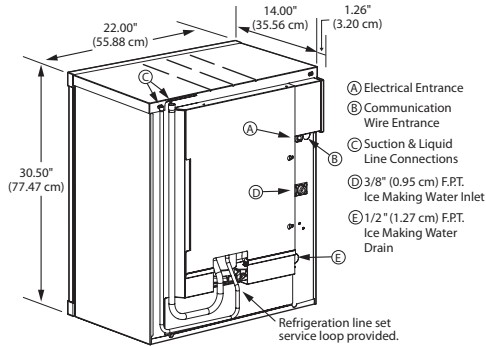
US LISTED



COMPANY WITH QUALITY SYSTEM

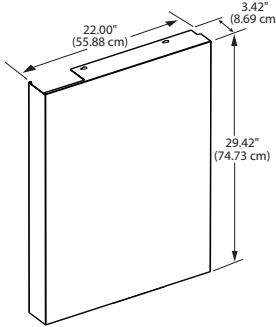


Ice/Beverage iB-1090C Ice Machine

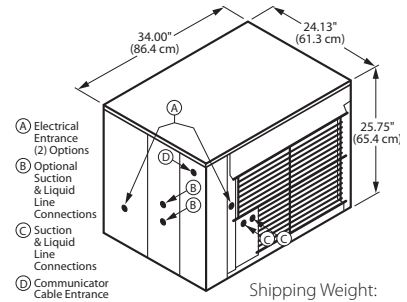


Shipping Weight: 148 lbs. / 67 kgs.

Accessory Rear Cover K-00436 (for use with iB-1090C only)



iCVD-1195 Condensing Unit



Shipping Weight:
208 lbs. / 94 kgs.

208-230/60/1 standard. 208-230/60/3 HACR-type circuit breakers can be used in place of fuses.

Note: QuietQube ice machine power supply is wired independent of CVD condensing unit.

Min. circuit ampacity:

14.5 1ph 9.3 3ph

Max. fuse size:

25 amps 1ph 15 amps 3ph

HACR-type circuit breakers can be used in place of fuses.

BTU Per Hour:

16,250 (average) 18,600 (peak)

Compressor:

Nominal rating: 1.75 HP

Operating Limits:

- Ambient Temperature Range: -20° to 120°F (-29° to 48.9°C)

Installation Information and Dimensions:

Maximum Line Length

—100' (30.5 m)*

Maximum Vertical Rise*

—35' (10.7 m) above ice machine.

Maximum Vertical Drop

—15' (4.5 m) below ice machine.

*A rise over 20' (6 m) requires S-Trap Kit K-00172 - ordered separately.

Ice Machine Electric

115/60/1 standard.

Total Amps: 1.1

Max. fuse size: 15 amps

HACR-type circuit breakers can be used in place of fuses.

Specifications

Operating Limits:

- Ambient Temperature Range: 35° to 110°F (1.6° to 43.4°C)
- Water Temperature Range: 35° to 90°F (1.67° to 32.2°C)
- Water Pressure Ice Maker Water In: Min. 20 psi (137.9 kPa) / Max. 80 psi (551.1 kPa)

Refrigerant: R-404A

Remote Air-cooled Ice Machine

Model	Ice Shape	Ice production 24 hours		Power kWh/ 100 lbs @ 90°Air/70°F*	Potable Water Usage/ 100 lbs. 45.4 kgs. of Ice*	ENERGY STAR®
		70°Air/50°F Water	90°Air/70°F Water*			
IB-1094YC	half-dice	1070 lbs.	910 lbs.	4.85	20.1 gal.	★
		485 kgs.	413 kgs.			



*Ratings Certified in Accordance with AHRI Standard 810.

Ice machine for use with ice dispenser, CVD condensing unit and dispenser adapter. All ordered separately. kWh per 100 lbs. is total power of ice machine and condensing unit. Ice machine is 1 ph only. Condensing unit is 1 ph or 3 ph.

Interconnecting Tubing with Required Communication Wire*

Communication wire comes with each of the following line sets

Model	Line Length		Weight	
	ft.	m.	lbs.	kgs.
RC-26	20	6	12	5
RC-36	30	9	17	9
RC-56	50	15	27	13

*When using a non-Manitowoc line-set, a 186A 5-conductor communication cable must be installed between the head and condenser sections.



Note: IB models are designed for use with an Ice/Beverage dispenser. Adapter

required. Ordered separately. For attachment to ice storage bin, contact factory.

Accessories

LuminIce™ Growth Inhibitor

reduces yeast and bacteria growth for a cleaner ice machine.



Arctic Pure® Water Filters

Reduces sediment and chlorine odors for better tasting ice.



AuCS®

schedules and performs routine ice machine cleaning automatically.

