



Internal Use Only

<http://biz.lgservice.com>

Multi Air Conditioner

SVC MANUAL(Exploded View)

MODEL : A4UW363FA2[LMU369HV]

CAUTION

Before Servicing the unit, read the safety precautions in General SVC manual.
Only for authorized service personnel.

1. Specification

Outdoor Unit

Outdoor Unit			A4UW363FA2(LMU369HV)
Capacity(*)		Btu/h Class	34,000
Power Input (Min.~Rated~ Max.)	Cooling	kW	0.77~2.72~ 3.92
	Heating	kW	1.12~3.58~4.1
Running Current	Cooling	A	3.3~11.8~17.0
	Heating	A	4.9~15.5~17.8
Starting Current	Cooling/Heating	A	-
Power Supply		Ø / V / Hz	1/208 - 230/60
Power Supply Cable (Outdoor)		No.x AWG	3 x 12
Transmission Cable (Outdoor to Indoor unit)		No.x AWG	4 x 18 (Including Earth)
Dimensions	W x H x D	mm(inch)	900 x 1,165 x 370 (35 7/16 x 45 7/8 x 14 9/16)
Net Weight		kg(lbs)	95(209.4)
Max. Number of Connectable Indoor Units			4
Compressor	Type		Twin-Rotary
	Qty x Model		GPT425DBA
	Motor type		BLDC
	Oil charge volume	cc	1300
	Oil Type		FVC68D
Refrigerant	Cycle A Charge (at 7.5m)	g(oz)	3,500(123.46)
	Cycle B Charge (at 7.5m)	g(oz)	-
	Type		R410A
	Control		EEV
Heat Exchanger	(Rows x Column x FPI) x No.		(2R x 26C x 17) x 2
	Coil tube dia.	mm(inch)	7(0.276)
	Defrosting Method		Reversing cycle
Fan motor	Capacitor	µF/Vac	-
	Drive		Direct (DC)
	Discharge Direction(Side/Top)		Side
	Air Flow Rate x No. of Fan	CMM(CFM)	60(2,118) x 2EA
	Sound Level(H)	Sound Pressure	dB(A)+3
Piping Connections	Liquid(Cycle A)	mm(inch)	6.35(1/4) x 4EA
	Gas(Cycle A)	mm(inch)	9.52(3/8) x 4EA
	Liquid(Cycle B)	mm(inch)	-
	Gas(Cycle B)	mm(inch)	-
Piping length spec.	Max. total piping	m(ft.)	75(246.1)
	Max. OD~ID piping	m(ft.)	25(82.0)
	Piping length(no add'l refrigerant)	m(ft.)	30(123.0)
Max. Elevation Difference	Outdoor Unit~Indoor Unit	m(ft.)	15(49.2)
	Indoor Unit~Indoor Unit	m(ft.)	7.5(24.6)
Operation Range (Outdoor)	Cooling	°C(°F)	-10 ~ 46 (14~114.8)
	Heating	°C(°F)	-15 ~ 24 (5~75.2)

Note:

1. Capacities are based on the following conditions:

- Cooling: - Indoor Temperature 27°C(80.6°F) DB/19°C(66.2°F) WB
- Outdoor Temperature 35°C(95°F) DB/24°C(75.2°F) WB
- Heating: - Indoor Temperature 20°C(68°F) DB/15°C(59°F) WB
- Outdoor Temperature 7°C(44.6°F) DB/6°C(42.8°F) WB
- Piping Length - Interconnecting Piping Length 7.5m
- Level Difference of Zero

2. Wiring cable size must comply with the applicable local and national code.

3. The specification may be subject to change without prior notice for purpose of improvement.

Conversion Formula

$$\text{kW} = \text{Btu/h} \times 0.0002931$$

$$\text{cfm} = \text{CMM} \times 35.3$$

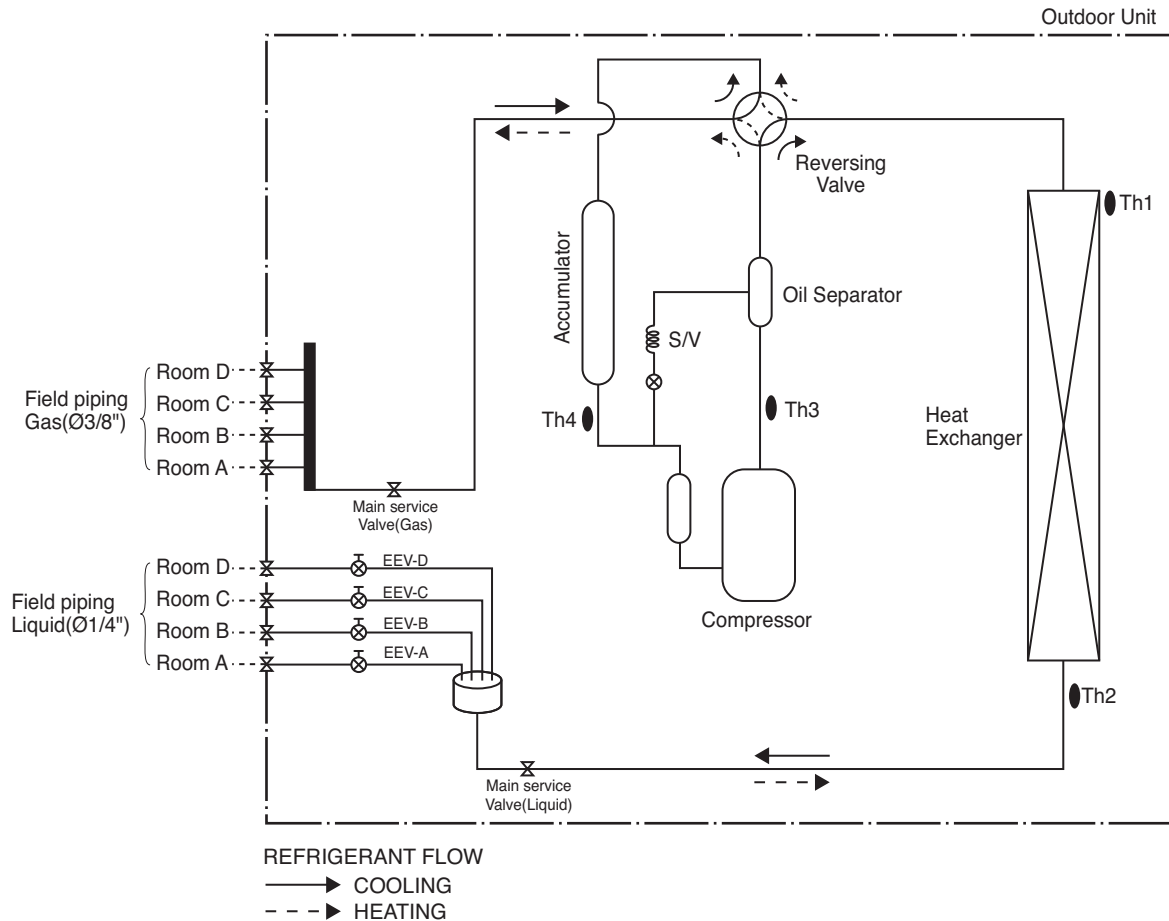
2. Function Table

Category	Function	A4UW363FA2 [LMU369HV]
Reliability	Defrost / Deicing	O
	High Pressure Switch	X
	Low Pressure Switch	X
	Phase protection	X
	Restart Delay (3-minutes)	O
	Self Diagnosis	O
	Soft Start	O
	Test Function	X
Convenience	Auto operation(Artificial intelligence)	O
	Auto Restart Operation	O
CAC Network Function	Central control(LGAP)	O
	PDI(Power Distribution Indicator)	PQNUD1S00
	PI485	PMNFP14A0
Special function kit	Low ambient operation	O
Others	Thermistor	-

Note :

- O: Applied, • X: Not applied, • - : No relation,
- Option: Model name & price are different according to options, and assembled in factory with main unit.
- Accessory: Installed at field, ordered and purchased separately by the corresponding model name, supplied with separate package.

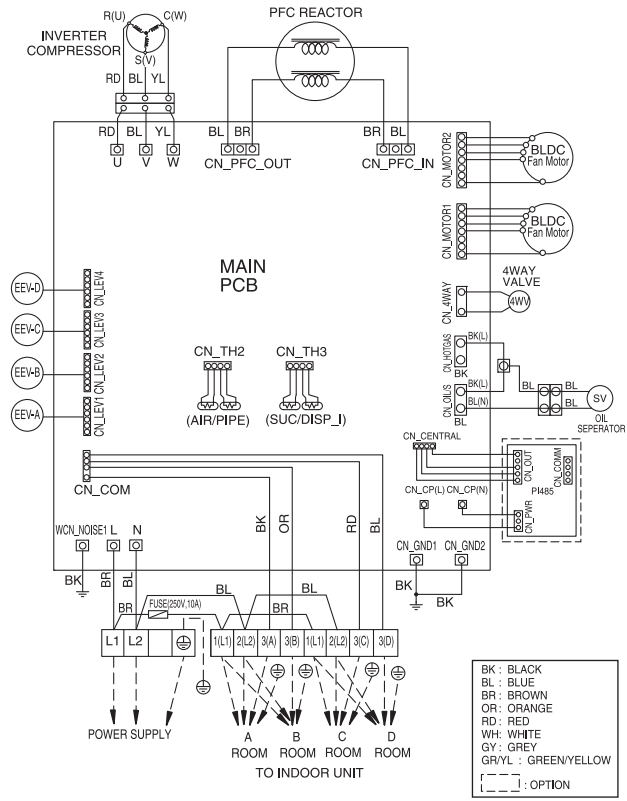
3. Piping Diagrams




LOC.	Description	PCB Connector
Th1	Thermistor for outdoor air temperature	CN_TH2
Th2	Thermistor for condensing temperature	CN_TH2
Th3	Thermistor for discharge pipe temperature	CN_TH3
Th4	Thermistor for suction pipe temperature	CN_TH3
S/V	Solenoid Valve for Hot Gas/Oil Separator	CN_H/GAS /CN_OIL/S
L/P	Low Pressure Switch	CN_PRESS

4. Wiring Diagrams

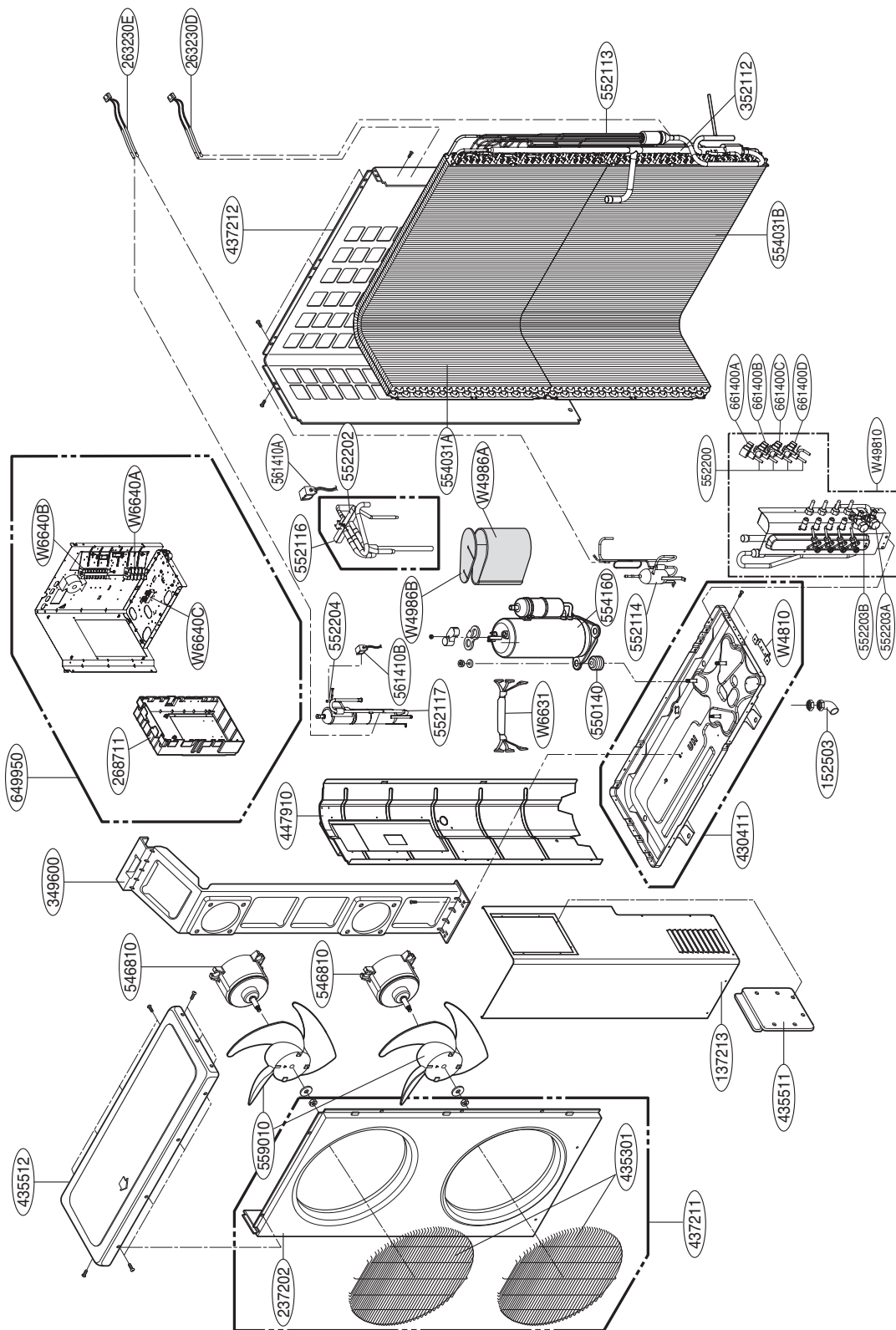
OUTDOOR WIRING DIAGRAM



MEZ40804814



5. Exploded View



Note) * Please ensure GCSC since the replacement parts may be changed depending upon the buyer's request.
 Please check the correct parts in View RPL(Replacement Part List) on GCSC.
 (GCSC Website <http://biz.lgservice.com>.)



P/NO : MFL63721203

June, 2010