

OPTIONS:
MATERIAL: 18ga. GALV STEEL
INSULATED PANELS (WHERE REQUIRED)
1" 1-1/2LB DUCT INSULATION (R VALUE 3.85)
GASKET PROVIDED WITH CURB
1 1/2" ADDED TO EXISTING CURB O.D.

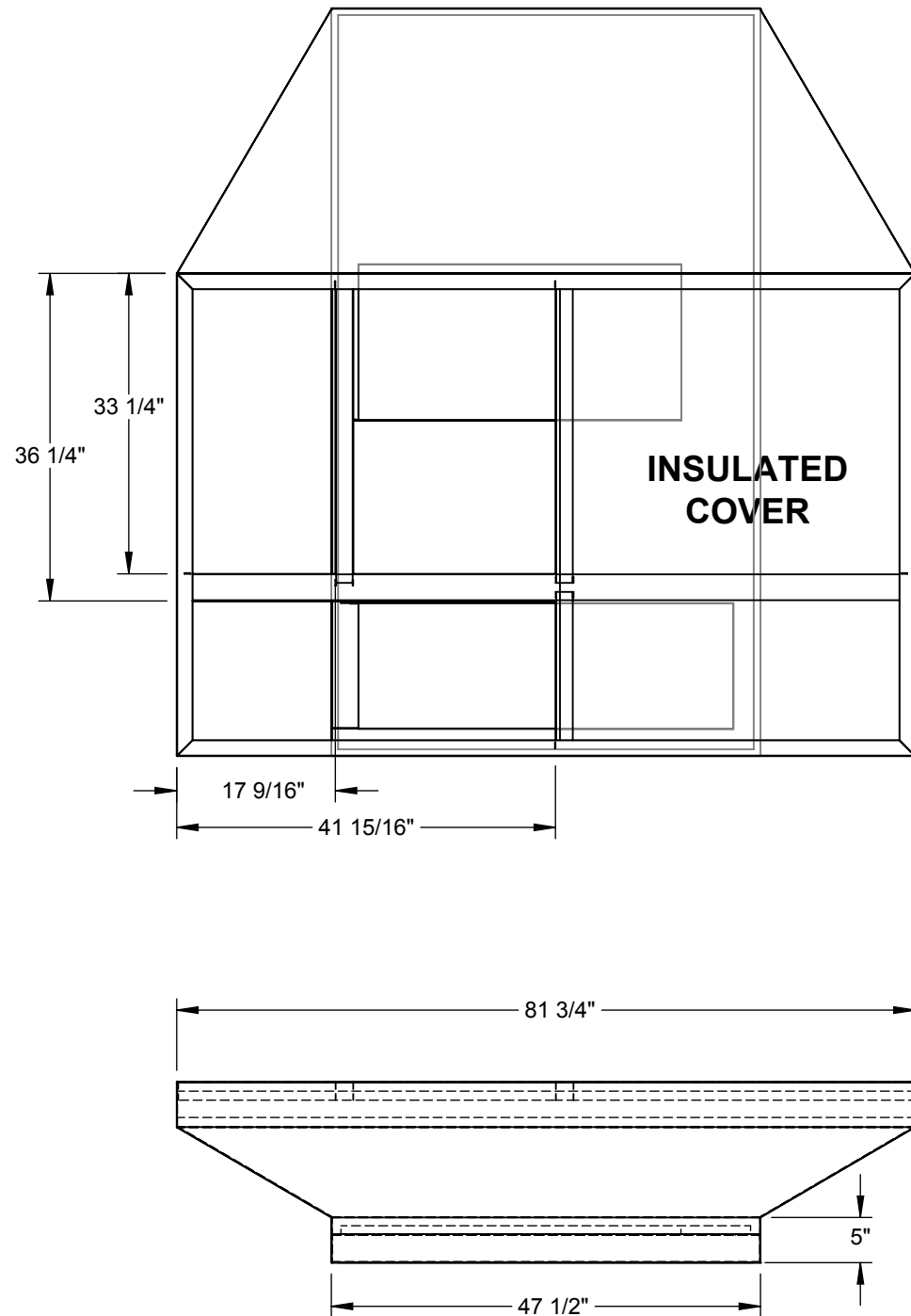
DIMENSIONED AND TOLERENCED PER ANSI Y14.5M-1982

REVISIONS				
REV.	ECO#	DESCRIPTION	DATE	APPROVED
1		INITIAL DRAWING	7/23/2004	TCOY
2		UPDATE 3X3 HEM	2/21/2019	HMH

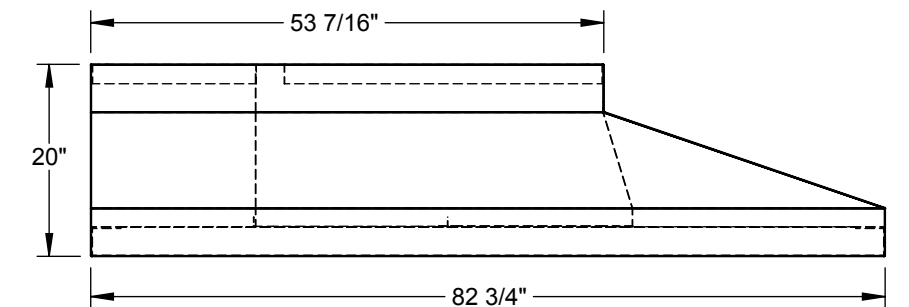
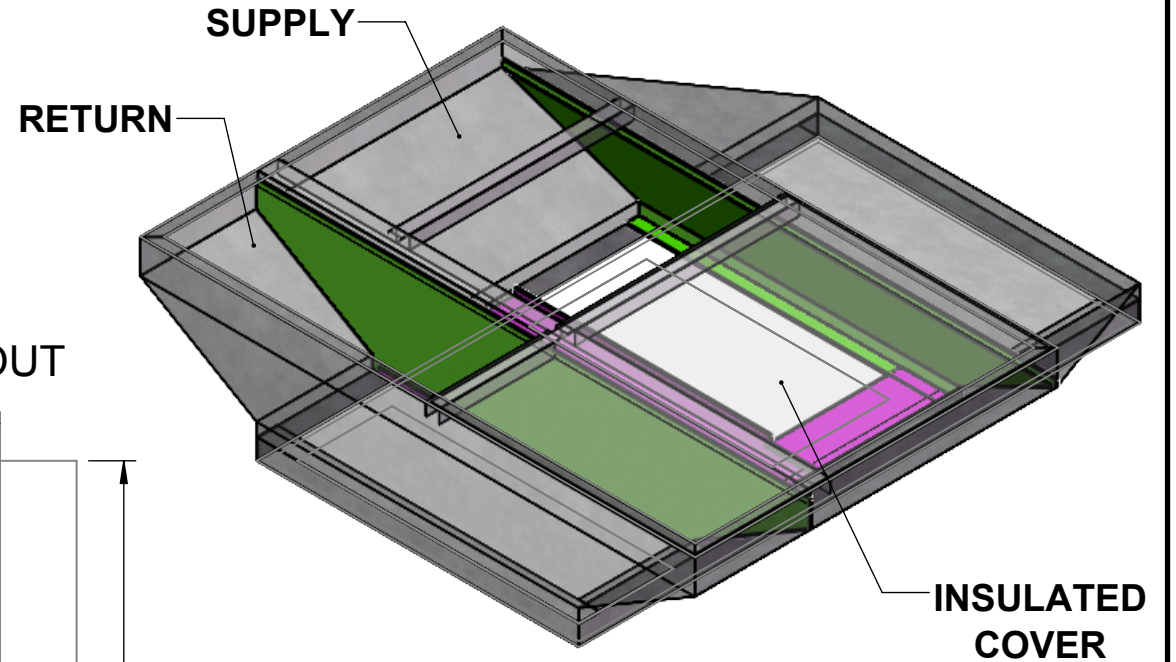
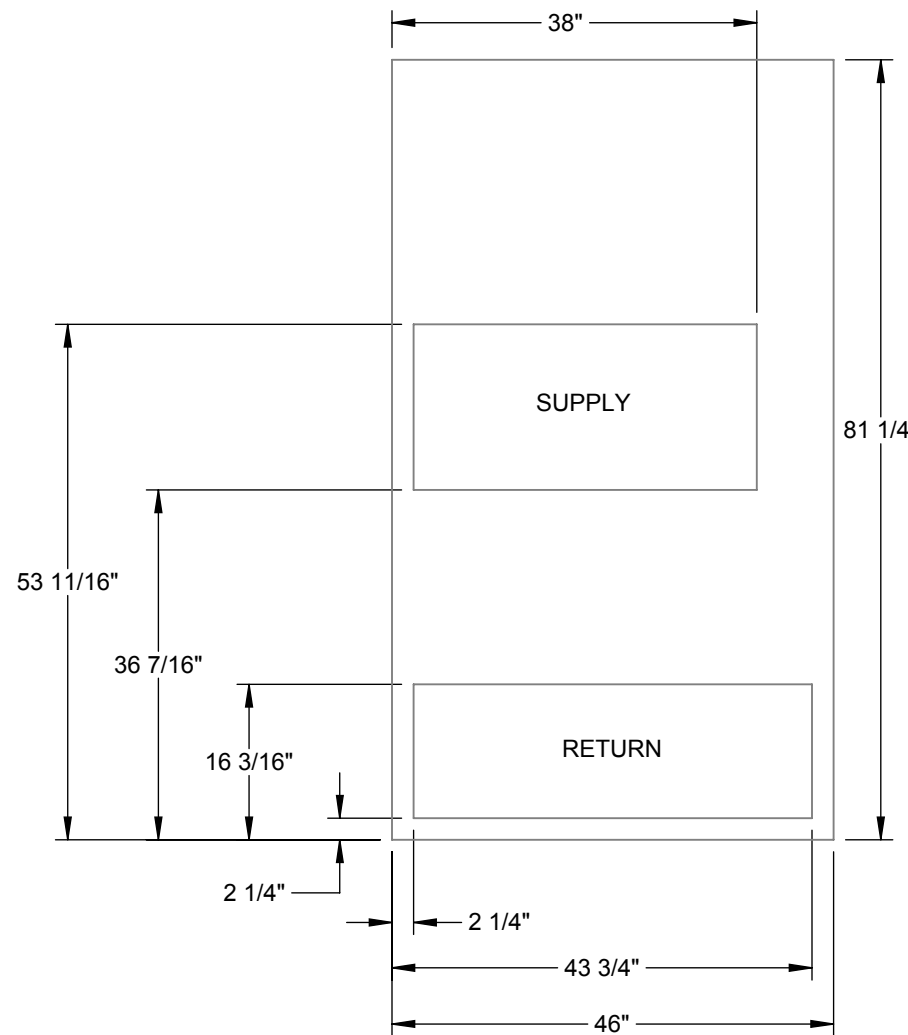
Attn: _____

Tag: _____

Approval: _____



EXISTING CURB LAYOUT



CURB SHOWN IS CDI STANDARD CONFIGURATION CDI RESERVES THE RIGHT TO CHANGE LAYOUT WITHOUT NOTIFICATION. IF CURB IS NEEDED IN A DIFFERENT CONFIGURATION CDI MUST BE NOTIFIED PRIOR TO PLACING AN ORDER.

OPERATIONAL HEIGHT OF CDI ADAPTER IS 3" LESS THAN OVERALL CURB HEIGHT SHOWN.

THIS DRAWING & THE INFORMATION CONTAINED THEREIN IS THE CONFIDENTIAL, PROPRIETARY INFORMATION OF CRYSTAL DISTRIBUTION INC., & MAY NOT BE USED OR REPRODUCED WITHOUT THE APPROVAL OF CRYSTAL DISTRIBUTION, INC. ALL RIGHTS RESERVED.	APPROVALS		DATE	TITLE/FILE NAME:	
	DRAWN: hhom		2/21/2019	1-3005-4005	
	CHECKED:			APPROXIMATE CURB WEIGHT (LBS.):	
DIMENSIONS ARE AS FOLLOWS: 1.00 in [25.40 mm]			135.65		ECO #:
*VERIFY EXISTING CURB OD *VERIFY SUPPLY AND RETURN OPENINGS *NOTE ANY CHANGES *CALL WITH ANY QUESTIONS *FAX BACK IF DRAWING IS OK AS IS			Contact us @ www.cdicurbs.com or 1-888-234-7001		REV: 1
			SCALE: 1:20		SHEET: 1 OF 6