



UP to 16 SEER, UP to 12.5 EER, PACKAGE GAS / ELECTRIC UNIT, 2 to 5 TONS
208/230 Volt, 1-phase, 60 Hz
208/230 Volt, 3-phase, 60 Hz

REFRIGERATION CIRCUIT

- Environmentally sound R-410A refrigerant
- Copper tube/aluminum fin condenser and evaporator coils
- Tin-coated copper evaporator coil standard (single-phase only)
- Two stage scroll compressors standard on all models
- Two stage gas valve and two speed inducer motor on all models

EASY TO INSTALL AND SERVICE

- Installs easily on a rooftop or at ground level
- Easy three-panel accessibility for maintenance and installation
- Easily converts to down discharge applications
- Combination two-stage gas heating and electric cooling
- Low NOx units available

BUILT TO LAST

- Hail guard (3/8" spacing) wire grilles standard
- Induced-draft combustion and venting
- High efficiency ECM blower motor on all models
- Pre-painted steel cabinet
- Direct spark ignition
- Stainless Steel tubular heat exchanger standard
- Vertical condenser fan discharge
- Full perimeter steel base rails
- Crankcase heaters on select models
- High and low pressure switches provide added reliability for the compressor

WARRANTY*

- 5 year No Hassle Replacement limited warranty
- Lifetime heat exchanger limited warranty
- 5 year parts limited warranty (including compressor and coils)
- With timely registration, an additional 5 year parts limited warranty (including compressor and coils)

*For owner occupied, residential applications only. See warranty certificate for complete details and restrictions, including warranty coverage for other applications.



Use of the AHRI Certified TM Mark indicates a manufacturer's participation in the program. For verification of certification for individual products, go to www.ahridirectory.org.



ENERGY STAR PARTNER

As an Energy Star® Partner, International Comfort Products has determined that this product meets the ENERGY STAR® guidelines for energy efficiency.



UNIT PERFORMANCE DATA							
Model Number	COOLING			HEATING		Unit Dimensions Height x Width x Depth inches (mm)	Operating Weight lbs (kg)
	Net Capacity BTU/h High Stage	SEER	EER	Input BTU/h High/Low	Efficiency AFUE %		
PGR52404KGP*	23,000	15.0	12.0	40,000/26,000	78.0	44-1/8 x 47 x 31-7/16 (1121 x 1194 x 799)	342 (155)
PGR52406KGP*	23,000	15.0	12.0	60,000/39,000	78.6		342 (155)
PGR530040****	29,000	15.0	12.0	40,000/26,000	78.0	44-1/8 x 47 x 31-7/16 (1121 x 1194 x 799)	376 (170)
PGR530060****	29,000	15.0	12.0	60,000/39,000	78.6		376 (170)
PGR536060****	35,400	16.0	12.5	60,000/39,000	78.6	44-3/4 x 47 x 42-15/16 (1137 x 1194 x 1091)	463 (210)
PGR536090****	35,400	16.0	12.5	90,000/58,500	79.2		463 (210)
PGR542060****	42,000	16.0	12.5	60,000/39,000	78.6	44-3/4 x 47 x 42-15/16 (1137 x 1194 x 1091)	463 (210)
PGR542090****	42,000	16.0	12.5	90,000/58,500	79.2		463 (210)
PGR548090****	47,500	16.0	12.3	90,000/58,500	79.2	50-3/4 x 47 x 42-15/16 (1289 x 1194 x 1091)	481 (218)
PGR548115****	47,500	16.0	12.3	115,000/75,000	80.1		481 (218)
PGR548130****	47,500	16.0	12.3	130,000/84,500	80.0		481 (218)
PGR560090****	57,000	16.0	12.3	90,000/58,500	79.2	52-3/4 x 47 x 42-15/16 (1340 x 1194 x 1091)	509 (231)
PGR560115****	57,000	16.0	12.3	115,000/75,000	80.1		509 (231)
PGR560130****	57,000	16.0	12.3	130,000/84,500	80.0		509 (231)

**** = **KGPO** – 208/230-1-60, Tin Coated Evaporator Main Tubes plus Stainless Steel Heat Exchanger
 = **KGP1** – 208/230-1-60, Tin Coated Evaporator Main Tubes plus Stainless Steel Heat Exchanger, Low NOx
 = **HGS0** – 208/230-3-60, Stainless Steel Heat Exchanger
 = **HGS1** – 208/230-3-60, Stainless Steel Heat Exchanger, Low NOx

MODEL NOMENCLATURE																																																																																																																																																																																																																																																																																																																																																				
	1	2	3,4	5,6	7,8,9	10	11,12	13	14	15																																																																																																																																																																																																																																																																																																																																										
MODEL SERIES	P	G	R5	36	090	K	00	0	C	1																																																																																																																																																																																																																																																																																																																																										
<table border="0"> <tr> <td>P = Package</td> <td colspan="2"></td> <td></td> <td></td> <td></td> <td></td> <td></td> <td></td> <td></td> <td></td> </tr> <tr> <td>A = Air Conditioner</td> <td colspan="2"></td> <td></td> <td></td> <td></td> <td></td> <td></td> <td></td> <td></td> <td></td> </tr> <tr> <td>H = Heat Pump</td> <td colspan="2"></td> <td></td> <td></td> <td></td> <td></td> <td></td> <td></td> <td></td> <td></td> </tr> <tr> <td>G = Gas/Electric</td> <td colspan="2"></td> <td></td> <td></td> <td></td> <td></td> <td></td> <td></td> <td></td> <td></td> </tr> <tr> <td></td> <td colspan="2"></td> <td>TYPE</td> <td></td> <td></td> <td></td> <td></td> <td></td> <td></td> <td></td> </tr> <tr> <td>R5 = Mainline</td> <td colspan="2"></td> <td></td> <td></td> <td></td> <td></td> <td></td> <td></td> <td></td> <td></td> </tr> <tr> <td></td> <td colspan="2"></td> <td></td> <td>TIER</td> <td></td> <td></td> <td></td> <td></td> <td></td> <td></td> </tr> <tr> <td>24 = 24,000 BTUH = 2 Tons</td> <td colspan="2"></td> <td></td> <td></td> <td></td> <td></td> <td></td> <td></td> <td></td> <td></td> </tr> <tr> <td>36 = 36,000 BTUH = 3 Tons</td> <td colspan="2"></td> <td></td> <td></td> <td></td> <td></td> <td></td> <td></td> <td></td> <td></td> </tr> <tr> <td>48 = 48,000 BTUH = 4 Tons</td> <td colspan="2"></td> <td></td> <td></td> <td></td> <td></td> <td></td> <td></td> <td></td> <td></td> </tr> <tr> <td>60 = 60,000 BTUH = 5 Tons</td> <td colspan="2"></td> <td></td> <td></td> <td></td> <td></td> <td></td> <td></td> <td></td> <td></td> </tr> <tr> <td></td> <td colspan="2"></td> <td>NOMINAL CLG CAPACITY</td> <td></td> <td></td> <td></td> <td></td> <td></td> <td></td> <td></td> </tr> <tr> <td>000 = no factory heat</td> <td colspan="2"></td> <td></td> <td></td> <td></td> <td></td> <td></td> <td></td> <td></td> <td></td> </tr> <tr> <td>040 = 40,000 BTU/hr</td> <td colspan="2"></td> <td></td> <td></td> <td></td> <td></td> <td></td> <td></td> <td></td> <td></td> </tr> <tr> <td>060 = 60,000 BTU/hr</td> <td colspan="2"></td> <td></td> <td></td> <td></td> <td></td> <td></td> <td></td> <td></td> <td></td> </tr> <tr> <td>090 = 90,000 BTU/hr</td> <td colspan="2"></td> <td></td> <td></td> <td></td> <td></td> <td></td> <td></td> <td></td> <td></td> </tr> <tr> <td>115 = 115,000 BTU/hr</td> <td colspan="2"></td> <td></td> <td></td> <td></td> <td></td> <td></td> <td></td> <td></td> <td></td> </tr> <tr> <td>130 = 130,000 BTU/hr</td> <td colspan="2"></td> <td></td> <td></td> <td></td> <td></td> <td></td> <td></td> <td></td> <td></td> </tr> <tr> <td></td> <td colspan="2"></td> <td>NOMINAL HTG BTUH (input)</td> <td></td> <td></td> <td></td> <td></td> <td></td> <td></td> <td></td> </tr> <tr> <td>K = 208/230-1-60</td> <td colspan="2"></td> <td></td> <td></td> <td></td> <td></td> <td></td> <td></td> <td></td> <td></td> </tr> <tr> <td>H = 208/230-3-60</td> <td colspan="2"></td> <td></td> <td></td> <td></td> <td></td> <td></td> <td></td> <td></td> <td></td> </tr> <tr> <td></td> <td colspan="2"></td> <td></td> <td></td> <td></td> <td>VOLTAGE</td> <td></td> <td></td> <td></td> <td></td> </tr> <tr> <td>GP = Tin Coated Copper Evap Main Tubes plus Stainless Steel Heat Exchanger</td> <td colspan="2"></td> <td></td> <td></td> <td></td> <td></td> <td></td> <td></td> <td></td> <td></td> </tr> <tr> <td>GS = Stainless Steel Heat Exchanger</td> <td colspan="2"></td> <td></td> <td></td> <td></td> <td></td> <td></td> <td></td> <td></td> <td></td> </tr> <tr> <td></td> <td colspan="2"></td> <td></td> <td></td> <td></td> <td></td> <td></td> <td></td> <td>FACTORY INSTALLED OPTIONS</td> <td></td> </tr> <tr> <td>0 = Standard</td> <td colspan="2"></td> <td></td> <td></td> <td></td> <td></td> <td></td> <td></td> <td></td> <td></td> </tr> <tr> <td>1 = Low NOx</td> <td colspan="2"></td> <td></td> <td></td> <td></td> <td></td> <td></td> <td></td> <td></td> <td></td> </tr> <tr> <td></td> <td colspan="2"></td> <td></td> <td></td> <td></td> <td></td> <td></td> <td></td> <td>FEATURE CODE</td> <td></td> </tr> <tr> <td>Sales Model Digit</td> <td colspan="2"></td> <td></td> <td></td> <td></td> <td></td> <td></td> <td></td> <td></td> <td></td> </tr> <tr> <td>Engineering Digit</td> <td colspan="2"></td> <td></td> <td></td> <td></td> <td></td> <td></td> <td></td> <td></td> <td></td> </tr> </table>											P = Package											A = Air Conditioner											H = Heat Pump											G = Gas/Electric														TYPE								R5 = Mainline															TIER							24 = 24,000 BTUH = 2 Tons											36 = 36,000 BTUH = 3 Tons											48 = 48,000 BTUH = 4 Tons											60 = 60,000 BTUH = 5 Tons														NOMINAL CLG CAPACITY								000 = no factory heat											040 = 40,000 BTU/hr											060 = 60,000 BTU/hr											090 = 90,000 BTU/hr											115 = 115,000 BTU/hr											130 = 130,000 BTU/hr														NOMINAL HTG BTUH (input)								K = 208/230-1-60											H = 208/230-3-60																	VOLTAGE					GP = Tin Coated Copper Evap Main Tubes plus Stainless Steel Heat Exchanger											GS = Stainless Steel Heat Exchanger																				FACTORY INSTALLED OPTIONS		0 = Standard											1 = Low NOx																				FEATURE CODE		Sales Model Digit											Engineering Digit										
P = Package																																																																																																																																																																																																																																																																																																																																																				
A = Air Conditioner																																																																																																																																																																																																																																																																																																																																																				
H = Heat Pump																																																																																																																																																																																																																																																																																																																																																				
G = Gas/Electric																																																																																																																																																																																																																																																																																																																																																				
			TYPE																																																																																																																																																																																																																																																																																																																																																	
R5 = Mainline																																																																																																																																																																																																																																																																																																																																																				
				TIER																																																																																																																																																																																																																																																																																																																																																
24 = 24,000 BTUH = 2 Tons																																																																																																																																																																																																																																																																																																																																																				
36 = 36,000 BTUH = 3 Tons																																																																																																																																																																																																																																																																																																																																																				
48 = 48,000 BTUH = 4 Tons																																																																																																																																																																																																																																																																																																																																																				
60 = 60,000 BTUH = 5 Tons																																																																																																																																																																																																																																																																																																																																																				
			NOMINAL CLG CAPACITY																																																																																																																																																																																																																																																																																																																																																	
000 = no factory heat																																																																																																																																																																																																																																																																																																																																																				
040 = 40,000 BTU/hr																																																																																																																																																																																																																																																																																																																																																				
060 = 60,000 BTU/hr																																																																																																																																																																																																																																																																																																																																																				
090 = 90,000 BTU/hr																																																																																																																																																																																																																																																																																																																																																				
115 = 115,000 BTU/hr																																																																																																																																																																																																																																																																																																																																																				
130 = 130,000 BTU/hr																																																																																																																																																																																																																																																																																																																																																				
			NOMINAL HTG BTUH (input)																																																																																																																																																																																																																																																																																																																																																	
K = 208/230-1-60																																																																																																																																																																																																																																																																																																																																																				
H = 208/230-3-60																																																																																																																																																																																																																																																																																																																																																				
						VOLTAGE																																																																																																																																																																																																																																																																																																																																														
GP = Tin Coated Copper Evap Main Tubes plus Stainless Steel Heat Exchanger																																																																																																																																																																																																																																																																																																																																																				
GS = Stainless Steel Heat Exchanger																																																																																																																																																																																																																																																																																																																																																				
									FACTORY INSTALLED OPTIONS																																																																																																																																																																																																																																																																																																																																											
0 = Standard																																																																																																																																																																																																																																																																																																																																																				
1 = Low NOx																																																																																																																																																																																																																																																																																																																																																				
									FEATURE CODE																																																																																																																																																																																																																																																																																																																																											
Sales Model Digit																																																																																																																																																																																																																																																																																																																																																				
Engineering Digit																																																																																																																																																																																																																																																																																																																																																				

A-WEIGHTED SOUND POWER LEVEL (dBA)								
Model PGR5	Sound Ratings (dBA)	125	250	500	1000	2000	4000	8000
24	73	60.0	62.5	68.5	68.5	64.0	60.0	53.0
30	77	57.5	67.0	73.5	72.0	67.0	61.0	52.5
36	73	62.5	65.5	67.5	68.0	65.5	60.0	52.5
42	73	60.5	63.5	68.0	68.0	66.0	60.5	53.0
48	72	60.0	63.5	66.0	67.0	63.5	58.5	49.5
60	75	69.0	67.0	69.0	68.0	65.0	61.5	54.0

NOTE: Tested in accordance with AHRI Standard 270 (not listed in AHRI).

UNIT SPECIFICATIONS								
UNIT SIZE	24040	24060	30040	30060	36060	36090	42060	42090
NOMINAL CAPACITY (ton)	2	2	2-1/2	2-1/2	3	3	3-1/2	3-1/2
SHIPPING WEIGHT** lb.	352	352	359	359	455	455	455	455
SHIPPING WEIGHT** (kg)	160	160	163	163	206	206	206	206
COMPRESSORS	2-Stage Scroll							
Quantity	1							
REFRIGERANT (R-410A)								
Quantity lb.	6.4	6.4	8.3	8.3	8.1	8.1	8.7	8.7
Quantity (kg)	2.9	2.9	3.8	3.8	3.7	3.7	3.9	3.9
REFRIGERANT METERING DEVICE	TXV							
OUTDOOR COIL								
Rows...Fins/in.	1...21	1...21	2...21	2...21	2...21	2...21	2...21	2...21
Face Area (sq ft)	13.6	13.6	13.6	13.6	13.6	13.6	13.6	13.6
OUTDOOR FAN								
Nominal CFM	2500	2500	2700	2700	3000	3000	3000	3000
Diameter in.	24	24	24	24	26	26	26	26
Diameter (mm)	609.6	609.6	609.6	609.6	600.4	600.4	660.4	660.4
Motor Hp (Rpm)	1/10 (810)	1/10 (810)	1/5 (810)	1/5 (810)	1/5 (810)	1/5 (810)	1/5 (810)	1/5 (810)
INDOOR COIL								
Rows...Fins/in.	3...17	3...17	3...17	3...17	3...17	3...17	3...17	3...17
Face Area (sq ft)	3.7	3.7	3.7	3.7	4.7	4.7	4.7	4.7
INDOOR BLOWER								
Nominal Low Stage Cooling Airflow (Cfm)	600	600	750	750	900	900	1050	1050
Nominal High Stage Cooling Airflow (Cfm)	800	800	1000	1000	1200	1200	1400	1400
Size in.	10x10	10x10	10x10	10x10	11x10	11x10	11x10	11x10
Size (mm.)	254x254	254x254	254x254	254x254	279.4x254	279.4x254	279.4x254	279.4x254
Motor HP (RPM)	1/2 (1050)	1/2 (1050)	1/2 (1050)	1/2 (1050)	3/4 (1000)	3/4 (1000)	3/4 (1075)	3/4 (1075)
FURNACE SECTION*								
Burner Orifice No. (Qty...Drill Size)	2...44	3...44	2...44	3...44	3...44	3...38	3...44	3...38
Natural Gas (Factory Installed)	2...55	3...55	2...55	3...55	3...55	3...53	3...55	3...53
Propane Gas								
HIGH-PRESSURE SWITCH (psig) Cut-out Reset (Auto)	650 +/- 15 420 +/- 25							
LOSS-OF-CHARGE / LOW-PRESSURE SWITCH (psig) cut-out Reset (auto)	50 +/- 7 95 +/- 7							
DUCT RETURN-AIR FILTERS†‡								
Throwaway Size in. (mm)	20x20x1 508x508x25		20x24x1 508x610x25				24x30x1 610x762x25	

UNIT SIZE	48090	48115	48130	60090	60115	60130
NOMINAL CAPACITY (ton)	4	4	4	5	5	5
SHIPPING WEIGHT lb	500	500	500	520	520	520
SHIPPING WEIGHT kg	227	227	227	236	236	236
COMPRESSORS	2-Stage Scroll					
Quantity	1					
REFRIGERANT (R-410A)						
Quantity lb	10.8	10.8	10.8	12.1	12.1	12.1
Quantity (kg.)	4.9	4.9	4.9	5.5	5.5	5.5
REFRIGERANT METERING DEVICE	TXV					
OUTDOOR COIL						
Rows...Fins/in.	2...21	2...21	2...21	2...21	2...21	2...21
Face Area (sq ft)	19.4	19.4	19.4	21.4	21.4	21.4
OUTDOOR FAN						
Nominal Cfm	3300	3300	3300	3600	3600	3600
Diameter in.	26	26	26	26	26	26
Diameter (mm)	660.4	660.4	660.4	660.4	660.4	660.4
Motor Hp (Rpm)	1/5 (810)	1/5 (810)	1/5 (810)	1/5 (810)	1/5 (810)	1/5 (810)
INDOOR COIL						
Rows...Fins/in.	3...17	3...17	3...17	3...17	3...17	3...17
Face Area (sq ft)	5.7	5.7	5.7	5.7	5.7	5.7
INDOOR BLOWER						
Nominal Low Stage Cooling Airflow (Cfm)	1200	1200	1200	1200	1200	1200
Nominal High Stage Cooling Airflow (Cfm)	1600	1600	1600	1750	1750	1750
Size in.	11x10	11x10	11x10	11x10	11x10	11x10
Size (mm)	279.4x254	279.4x254	279.4x254	279.4x254	279.4x254	279.4x254
Motor HP (RPM)	1.0 (1075)	1.0 (1075)	1.0 (1075)	1.0 (1075)	1.0 (1075)	1.0 (1075)
FURNACE SECTION*						
Burner Orifice No. (Qty...Drill Size)						
Natural Gas (Factory Installed)	3...38	3...33	3...31	3...38	3...33	3...31
Propane Gas	3...53	3...51	3...49	3...53	3...51	3...49
HIGH-PRESSURE SWITCH (psig) Cut-out Reset (Auto)	650 +/- 15 420 +/- 25					
LOSS-OF-CHARGE / LOW-PRESSURE SWITCH (psig) cut-out Reset (auto)	50 +/- 7 95 +/- 7					
DUCT RETURN-AIR FILTERS †‡						
in. (mm)	24x36x1 610x914x25					

*Based on altitude of 0 to 2000 ft (0-610 m).

† Required filter sizes shown are based on the larger of the AHRI (Air Conditioning Heating and Refrigeration Institute) rated cooling airflow or the heating airflow velocity of 300 ft/minute for throwaway type. Air filter pressure drop for non-standard filters must not exceed 0.08 IN. W.C.

‡ If using accessory filter rack refer to the filter rack installation instructions for correct filter sizes and quantity.

UNIT AIRFLOW - DRY COIL AIR DELIVERY* - HORIZONTAL AND DOWNFLOW DISCHARGE

Unit PGR5	HEATING RISE RANGE	MOTOR SPEED	WIRE COLOR		EXTERNAL STATIC PRESSURE (IN. W.C.)										
					0.1	0.2	0.3	0.4	0.5	0.6	0.7	0.8	0.9	1	
24040	15 - 45°F Low Stage 20 - 50°F High Stage	Low ³	Blue	CFM	714	525	---	---	---	---	---	---	---	---	---
				BHP	0.08	0.07	---	---	---	---	---	---	---	---	
				Low Stage Heat Rise °F(°C)	26 (15)	36 (20)	NA	NA	NA	NA	NA	NA	NA	NA	NA
				High Stage Heat Rise °F(°C)	41 (23)	NA	NA	NA	NA	NA	NA	NA	NA	NA	NA
		Med-Low ¹	Pink	CFM	689	597	489	352	---	---	---	---	---	---	
				BHP	0.08	0.06	0.06	0.05	---	---	---	---	---	---	
				Low Stage Heat Rise °F(°C)	27 (15)	31 (17)	38 (21)	NA	NA	NA	NA	NA	NA	NA	
				High Stage Heat Rise °F(°C)	42 (23)	49 (27)	NA	NA	NA	NA	NA	NA	NA	NA	
		Medium ⁴	Red	CFM	877	779	698	598	519	410	---	---	---	---	
				BHP	0.12	0.12	0.13	0.14	0.15	0.15	---	---	---	---	
				Low Stage Heat Rise °F(°C)	21 (12)	24 (13)	27 (15)	31 (17)	36 (20)	NA	NA	NA	NA	NA	
				High Stage Heat Rise °F(°C)	33 (18)	37 (21)	42 (23)	49 (27)	NA	NA	NA	NA	NA	NA	
		Med-High ²	Orange	CFM	921	829	754	663	582	485	371	---	---	---	
				BHP	0.14	0.14	0.15	0.16	0.17	0.17	0.18	---	---	---	
				Low Stage Heat Rise °F(°C)	20 (11)	23 (13)	25 (14)	28 (16)	32 (18)	39 (22)	NA	NA	NA	NA	
				High Stage Heat Rise °F(°C)	32 (18)	35 (20)	39 (21)	44 (24)	50 (28)	NA	NA	NA	NA	NA	
		High	Black	CFM	1291	1206	1142	1081	1017	951	888	823	753	668	
				BHP	0.31	0.32	0.33	0.34	0.34	0.35	0.36	0.36	0.37	0.37	
				Low Stage Heat Rise °F(°C)	15 (8)	16 (9)	16 (9)	17 (10)	18 (10)	20 (11)	21 (12)	23 (13)	25 (14)	28 (16)	
				High Stage Heat Rise °F(°C)	23 (13)	24 (13)	25 (14)	27 (15)	29 (16)	31 (17)	33 (18)	35 (20)	39 (21)	44 (24)	
24060	25 - 55°F Low Stage 25 - 55°F High Stage	Low ¹	Blue	CFM	689	597	489	352	---	---	---	---	---	---	
				BHP	0.08	0.06	0.06	0.05	---	---	---	---	---	---	
				Low Stage Heat Rise °F(°C)	41 (23)	48 (27)	NA	NA	NA	NA	NA	NA	NA	NA	
				High Stage Heat Rise °F(°C)	NA	NA	NA	NA	NA	NA	NA	NA	NA	NA	
		Med-Low ³	Pink	CFM	777	692	583	465	318	---	---	---	---	---	
				BHP	0.09	0.10	0.10	0.11	0.12	---	---	---	---	---	
				Low Stage Heat Rise °F(°C)	37 (20)	41 (23)	49 (27)	NA	NA	NA	NA	NA	NA	NA	
				High Stage Heat Rise °F(°C)	NA	NA	NA	NA	NA	NA	NA	NA	NA	NA	
		Medium ²	Red	CFM	921	829	754	663	582	485	371	---	---	---	
				BHP	0.14	0.14	0.15	0.16	0.17	0.17	0.18	---	---	---	
				Low Stage Heat Rise °F(°C)	31 (17)	34 (19)	38 (21)	43 (24)	49 (27)	NA	NA	NA	NA	NA	
				High Stage Heat Rise °F(°C)	48 (27)	54 (30)	NA	NA	NA	NA	NA	NA	NA	NA	
		Med-High ⁴	Orange	CFM	1229	1171	1105	1049	980	913	838	775	679	516	
				BHP	0.28	0.30	0.30	0.31	0.32	0.33	0.33	0.34	0.34	0.33	
				Low Stage Heat Rise °F(°C)	NA	NA	26 (14)	27 (15)	29 (16)	31 (17)	34 (19)	37 (20)	42 (23)	55 (31)	
				High Stage Heat Rise °F(°C)	36 (20)	38 (21)	40 (22)	42 (24)	45 (25)	49 (27)	53 (29)	NA	NA	NA	
		High	Black	CFM	1291	1206	1142	1081	1017	951	888	823	753	668	
				BHP	0.31	0.32	0.33	0.34	0.34	0.35	0.36	0.36	0.37	0.37	
				Low Stage Heat Rise °F(°C)	NA	NA	25 (14)	26 (15)	28 (16)	30 (17)	32 (18)	35 (19)	38 (21)	43 (24)	
				High Stage Heat Rise °F(°C)	34 (19)	37 (20)	39 (22)	41 (23)	44 (24)	47 (26)	50 (28)	54 (30)	NA	NA	

See notes on page 10.

UNIT AIRFLOW - DRY COIL AIR DELIVERY* - HORIZONTAL AND DOWNFLOW DISCHARGE

UNIT PGR5	HEATING RISE RANGE	MOTOR SPEED	WIRE COLOR		EXTERNAL STATIC PRESSURE (IN. W.C.)											
					0.1	0.2	0.3	0.4	0.5	0.6	0.7	0.8	0.9	1		
30040	15 - 45°F Low Stage 20 - 50°F High Stage	Low ³	Blue	CFM	714	525	---	---	---	---	---	---	---	---	---	---
				BHP	0.08	0.07	---	---	---	---	---	---	---	---	---	
				Low Stage Heat Rise °F (°C)	26 (15)	36 (20)	NA	NA	NA	NA	NA	NA	NA	NA	NA	NA
				High Stage Heat Rise °F (°C)	41 (23)	NA	NA	NA	NA	NA	NA	NA	NA	NA	NA	NA
		Med-Low ¹	Pink	CFM	831	765	670	586	466	299	---	---	---	---	---	
				BHP	0.11	0.12	0.12	0.13	0.13	0.14	---	---	---	---	---	
				Low Stage Heat Rise °F (°C)	23 (13)	25 (14)	28 (16)	32 (18)	40 (22)	NA	NA	NA	NA	NA	NA	
				High Stage Heat Rise °F (°C)	35 (19)	38 (21)	43 (24)	50 (28)	NA	NA	NA	NA	NA	NA	NA	
		Medium ⁴	Red	CFM	877	779	698	598	519	410	---	---	---	---	---	
				BHP	0.12	0.12	0.13	0.14	0.15	0.15	---	---	---	---	---	
				Low Stage Heat Rise °F (°C)	21 (12)	24 (13)	27 (15)	31 (17)	36 (20)	NA	NA	NA	NA	NA	NA	
				High Stage Heat Rise °F (°C)	33 (18)	37 (21)	42 (23)	49 (27)	NA	NA	NA	NA	NA	NA	NA	
		Med-High ²	Orange	CFM	1139	1069	1012	937	870	786	724	626	512	381		
				BHP	0.22	0.23	0.24	0.24	0.25	0.26	0.26	0.27	0.27	0.28		
				Low Stage Heat Rise °F (°C)	17 (9)	18 (10)	19 (10)	20 (11)	22 (12)	24 (13)	26 (14)	30 (17)	37 (20)	NA		
				High Stage Heat Rise °F (°C)	26 (14)	27 (15)	29 (16)	31 (17)	33 (19)	37 (21)	40 (22)	47 (26)	NA	NA		
		High	Black	CFM	1531	1460	1382	1301	1209	1114	1003	890	764	629		
				BHP	0.53	0.52	0.50	0.48	0.46	0.44	0.42	0.40	0.37	0.35		
				Low Stage Heat Rise °F (°C)	NA	NA	NA	NA	16 (9)	17 (9)	19 (10)	21 (12)	25 (14)	30 (17)		
				High Stage Heat Rise °F (°C)	NA	20 (11)	21 (12)	22 (12)	24 (13)	26 (15)	29 (16)	33 (18)	38 (21)	46 (26)		
30060	25 - 55°F Low Stage 25 - 55°F High Stage	Low ³	Blue	CFM	777	692	583	465	318	---	---	---	---	---		
				BHP	0.09	0.10	0.10	0.11	0.12	---	---	---	---	---		
				Low Stage Heat Rise °F (°C)	37 (21)	41 (23)	49 (27)	NA	NA	NA	NA	NA	NA	NA		
				High Stage Heat Rise °F (°C)	NA	NA	NA	NA	NA	NA	NA	NA	NA	NA		
		Med-Low ¹	Pink	CFM	831	765	670	586	466	299	---	---	---	---		
				BHP	0.11	0.12	0.12	0.13	0.13	0.14	---	---	---	---		
				Low Stage Heat Rise °F (°C)	34 (19)	37 (21)	43 (24)	49 (27)	NA	NA	NA	NA	NA	NA		
				High Stage Heat Rise °F (°C)	54 (30)	NA	NA	NA	NA	NA	NA	NA	NA	NA		
		Medium ²	Red	CFM	1139	1069	1012	937	870	786	724	626	512	381		
				BHP	0.22	0.23	0.24	0.24	0.25	0.26	0.26	0.27	0.27	0.28		
				Low Stage Heat Rise °F (°C)	25 (14)	27 (15)	28 (16)	30 (17)	33 (18)	36 (20)	39 (22)	46 (26)	NA	NA		
				High Stage Heat Rise °F (°C)	39 (22)	42 (23)	44 (24)	47 (26)	51 (28)	NA	NA	NA	NA	NA		
		Med-High ⁴	Orange	CFM	1229	1171	1105	1049	980	913	838	775	679	516		
				BHP	0.28	0.30	0.30	0.31	0.32	0.33	0.33	0.34	0.34	0.33		
				Low Stage Heat Rise °F (°C)	NA	NA	26 (14)	27 (15)	29 (16)	31 (17)	34 (19)	37 (21)	42 (23)	55 (31)		
				High Stage Heat Rise °F (°C)	36 (20)	38 (21)	40 (22)	42 (23)	45 (25)	49 (27)	53 (29)	NA	NA	NA		
		High	Black	CFM	1531	1460	1382	1301	1209	1114	1003	890	764	629		
				BHP	0.53	0.52	0.50	0.48	0.46	0.44	0.42	0.40	0.37	0.35		
				Low Stage Heat Rise °F (°C)	NA	NA	NA	NA	NA	26 (14)	28 (16)	32 (18)	37 (21)	45 (25)		
				High Stage Heat Rise °F (°C)	29 (16)	30 (17)	32 (18)	34 (19)	37 (21)	40 (22)	44 (24)	50 (28)	NA	NA		

See notes on page 10.

UNIT AIRFLOW - DRY COIL AIR DELIVERY* - HORIZONTAL AND DOWNFLOW DISCHARGE

UNIT PGR5	HEATING RISE RANGE	MOTOR SPEED	WIRE COLOR		EXTERNAL STATIC PRESSURE (IN. W.C.)									
					0.1	0.2	0.3	0.4	0.5	0.6	0.7	0.8	0.9	1
36060	25 - 55°F Low Stage 25 - 55°F High Stage	Low ³	Blue	CFM	694	624	533	460	383	328	---	---	---	---
				BHP	0.05	0.05	0.06	0.07	0.07	0.08	---	---	---	---
				Low Stage Heat Rise °F (°C)	41 (23)	46 (25)	54 (30)	NA	NA	NA	NA	NA	NA	NA
				High Stage Heat Rise °F (°C)	NA	NA	NA	NA	NA	NA	NA	NA	NA	NA
		Med-Low ¹	Pink	CFM	934	864	810	745	698	649	571	525	486	428
				BHP	0.10	0.10	0.11	0.12	0.13	0.14	0.14	0.15	0.16	0.17
				Low Stage Heat Rise °F (°C)	31 (17)	33 (18)	35 (20)	38 (21)	41 (23)	44 (24)	50 (28)	54 (30)	NA	NA
				High Stage Heat Rise °F (°C)	48 (26)	52 (29)	55 (31)	NA	NA	NA	NA	NA	NA	NA
		Medium ⁴	Red	CFM	1213	1169	1110	1065	1016	964	923	878	820	777
				BHP	0.16	0.17	0.17	0.19	0.20	0.21	0.22	0.23	0.24	0.25
				Low Stage Heat Rise °F (°C)	NA	NA	26 (14)	27 (15)	28 (16)	30 (16)	31 (17)	33 (18)	35 (19)	37 (20)
				High Stage Heat Rise °F (°C)	37 (20)	38 (21)	40 (22)	42 (23)	44 (24)	46 (26)	48 (27)	51 (28)	54 (30)	NA
	Med-High ²	Orange	CFM	1251	1198	1149	1104	1066	1017	970	932	892	839	
			BHP	0.19	0.21	0.21	0.23	0.24	0.25	0.26	0.27	0.28	0.29	
			Low Stage Heat Rise °F (°C)	NA	NA	25 (14)	26 (14)	27 (15)	28 (16)	29 (16)	31 (17)	32 (18)	34 (19)	
			High Stage Heat Rise °F (°C)	36 (20)	37 (21)	39 (22)	40 (22)	42 (23)	44 (24)	46 (25)	48 (27)	50 (28)	53 (29)	
	High	Black	CFM	1466	1423	1384	1343	1308	1263	1219	1183	1145	1106	
			BHP	0.30	0.31	0.33	0.34	0.35	0.36	0.37	0.38	0.40	0.41	
			Low Stage Heat Rise °F (°C)	NA	NA	NA	NA	NA	NA	NA	NA	25 (14)	26 (14)	
			High Stage Heat Rise °F (°C)	30 (17)	31 (17)	32 (18)	33 (18)	34 (19)	35 (20)	37 (20)	38 (21)	39 (22)	40 (22)	
36090	35 - 65°F Low Stage 35 - 65°F High Stage	Low ³	Blue	CFM	1097	971	823	747	669	636	558	513	456	412
				BHP	0.12	0.11	0.10	0.11	0.12	0.13	0.13	0.14	0.15	0.16
				Low Stage Heat Rise °F (°C)	39 (22)	44 (25)	52 (29)	58 (32)	64 (36)	NA	NA	NA	NA	NA
				High Stage Heat Rise °F (°C)	61 (34)	NA	NA	NA	NA	NA	NA	NA	NA	NA
		Med-Low ¹	Pink	CFM	934	864	810	745	698	649	571	525	486	428
				BHP	0.10	0.10	0.11	0.12	0.13	0.14	0.14	0.15	0.16	0.17
				Low Stage Heat Rise °F (°C)	46 (26)	50 (28)	53 (29)	58 (32)	62 (34)	NA	NA	NA	NA	NA
				High Stage Heat Rise °F (°C)	NA	NA	NA	NA	NA	NA	NA	NA	NA	NA
		Medium ²	Red	CFM	1251	1198	1149	1104	1066	1017	970	932	892	839
				BHP	0.19	0.21	0.21	0.23	0.24	0.25	0.26	0.27	0.28	0.29
				Low Stage Heat Rise °F (°C)	NA	36 (20)	37 (21)	39 (22)	40 (22)	42 (23)	44 (25)	46 (26)	48 (27)	51 (28)
				High Stage Heat Rise °F (°C)	54 (30)	56 (31)	59 (33)	61 (34)	63 (35)	NA	NA	NA	NA	NA
	Med-High ⁴	Orange	CFM	1451	1415	1372	1327	1287	1249	1212	1168	1130	1094	
			BHP	0.29	0.30	0.31	0.32	248.5 9	0.35	0.36	0.37	0.38	0.39	
			Low Stage Heat Rise °F (°C)	NA	NA	NA	NA	NA	NA	35 (20)	37 (20)	38 (21)	39 (22)	
			High Stage Heat Rise °F (°C)	46 (26)	48 (26)	49 (27)	51 (28)	52 (29)	54 (30)	56 (31)	58 (32)	60 (33)	62 (34)	
	High	Black	CFM	1466	1423	1384	1343	1308	1263	1219	1183	1145	1106	
			BHP	0.30	0.31	0.33	0.34	0.35	0.36	0.37	0.38	0.40	0.41	
			Low Stage Heat Rise °F (°C)	NA	NA	NA	NA	NA	NA	35 (20)	36 (20)	38 (21)	39 (22)	
			High Stage Heat Rise °F (°C)	46 (26)	47 (26)	49 (27)	50 (28)	52 (29)	53 (30)	55 (31)	57 (32)	59 (33)	61 (34)	

See notes on page 10.

UNIT AIRFLOW - DRY COIL AIR DELIVERY* - HORIZONTAL AND DOWNFLOW DISCHARGE

UNIT PGR5	HEATING RISE RANGE	MOTOR SPEED	WIRE COLOR		EXTERNAL STATIC PRESSURE (IN. W.C.)									
					0.1	0.2	0.3	0.4	0.5	0.6	0.7	0.8	0.9	1
42060	25 - 55°F Low Stage 25 - 55°F High Stage	Low ³	Blue	CFM	694	624	533	460	383	328	---	---	---	---
				BHP	0.05	0.05	0.06	0.07	0.07	0.08	---	---	---	---
				Low Stage Heat Rise °F (°C)	41 (23)	46 (25)	54 (30)	NA	NA	NA	NA	NA	NA	NA
				High Stage Heat Rise °F (°C)	NA	NA	NA	NA	NA	NA	NA	NA	NA	NA
		Med-Low ¹	Pink	CFM	1076	1026	972	918	872	827	771	714	666	611
				BHP	0.13	0.14	0.15	0.15	0.17	0.18	0.18	0.20	0.21	0.22
				Low Stage Heat Rise °F (°C)	27 (15)	28 (15)	29 (16)	31 (17)	33 (18)	35 (19)	37 (21)	40 (22)	43 (24)	47 (26)
				High Stage Heat Rise °F (°C)	41 (23)	43 (24)	46 (25)	48 (27)	51 (28)	54 (30)	NA	NA	NA	NA
		Medium ⁴	Red	CFM	1213	1169	1110	1065	1016	964	923	878	820	777
				BHP	0.16	0.17	0.17	0.19	0.20	0.21	0.22	0.23	0.24	0.25
				Low Stage Heat Rise °F (°C)	NA	NA	26 (14)	27 (15)	28 (16)	30 (16)	31 (17)	33 (18)	35 (19)	37 (20)
				High Stage Heat Rise °F (°C)	37 (20)	38 (21)	40 (22)	42 (23)	44 (24)	46 (26)	48 (27)	51 (28)	54 (30)	NA
	Med-High ²	Orange	CFM	1451	1415	1372	1327	1287	1249	1212	1168	1130	1094	
			BHP	0.29	0.30	0.31	0.32	248.5 ₉	0.35	0.36	0.37	0.38	0.39	
			Low Stage Heat Rise °F (°C)	NA	NA	NA	NA	NA	NA	NA	NA	25 (14)	26 (15)	
			High Stage Heat Rise °F (°C)	31 (17)	31 (17)	32 (18)	34 (18)	35 (19)	36 (20)	37 (20)	38 (21)	39 (22)	41 (23)	
	High	Black	CFM	1633	1590	1552	1518	1483	1444	1406	1372	1340	1303	
			BHP	0.41	0.43	0.44	0.45	0.47	0.48	0.49	0.50	0.51	0.53	
			Low Stage Heat Rise °F (°C)	NA	NA	NA	NA	NA	NA	NA	NA	NA	NA	
			High Stage Heat Rise °F (°C)	27 (15)	28 (16)	29 (16)	29 (16)	30 (17)	31 (17)	32 (18)	32 (18)	33 (18)	34 (19)	
42090	35 - 65°F Low Stage, 35 - 65°F High Stage	Low ³	Blue	CFM	1097	971	823	747	669	636	558	513	456	412
				BHP	0.12	0.11	0.10	0.11	0.12	0.13	0.13	0.14	0.15	0.16
				Low Stage Heat Rise °F (°C)	39 (22)	44 (25)	52 (29)	58 (32)	64 (36)	NA	NA	NA	NA	NA
				High Stage Heat Rise °F (°C)	61 (34)	NA	NA	NA	NA	NA	NA	NA	NA	NA
		Med-Low ¹	Pink	CFM	1076	1026	972	918	872	827	771	714	666	611
				BHP	0.13	0.14	0.15	0.15	0.17	0.18	0.18	0.20	0.21	0.22
				Low Stage Heat Rise °F (°C)	40 (22)	42 (23)	44 (25)	47 (26)	49 (27)	52 (29)	56 (31)	60 (33)	64 (36)	NA
				High Stage Heat Rise °F (°C)	63 (35)	NA	NA	NA	NA	NA	NA	NA	NA	NA
		Medium	Red	CFM	1251	1198	1149	1104	1066	1017	970	932	892	839
				BHP	0.19	0.21	0.21	0.23	0.24	0.25	0.26	0.27	0.28	0.29
				Low Stage Heat Rise °F (°C)	NA	36 (20)	37 (21)	39 (22)	40 (22)	42 (23)	44 (25)	46 (26)	48 (27)	51 (28)
				High Stage Heat Rise °F (°C)	54 (30)	56 (31)	59 (33)	61 (34)	63 (35)	NA	NA	NA	NA	NA
	Med-High ²	Orange	CFM	1451	1415	1372	1327	1287	1249	1212	1168	1130	1094	
			BHP	0.29	0.30	0.31	0.32	248.5 ₉	0.35	0.36	0.37	0.38	0.39	
			Low Stage Heat Rise °F (°C)	NA	NA	NA	NA	NA	NA	35 (20)	37 (20)	38 (21)	39 (22)	
			High Stage Heat Rise °F (°C)	46 (26)	48 (26)	49 (27)	51 (28)	52 (29)	54 (30)	56 (31)	58 (32)	60 (33)	62 (34)	
	High ⁴	Black	CFM	1633	1590	1552	1518	1483	1444	1406	1372	1340	1303	
			BHP	0.41	0.43	0.44	0.45	0.47	0.48	0.49	0.50	0.51	0.53	
			Low Stage Heat Rise °F (°C)	NA	NA	NA	NA	NA	NA	NA	NA	NA	NA	
			High Stage Heat Rise °F (°C)	41 (23)	42 (24)	43 (24)	44 (25)	45 (25)	47 (26)	48 (27)	49 (27)	50 (28)	52 (29)	

See notes on page 10.

UNIT AIRFLOW - DRY COIL AIR DELIVERY* - HORIZONTAL AND DOWNFLOW DISCHARGE

UNIT PGR5	HEATING RISE RANGE	MOTOR SPEED	WIRE COLOR		EXTERNAL STATIC PRESSURE (IN. W.C.)									
					0.1	0.2	0.3	0.4	0.5	0.6	0.7	0.8	0.9	1
48090	35 - 65°F Low Stage 35 - 65°F High Stage	Low ³	Blue	CFM	1067	904	703	587	501	449	380	340	---	---
				BHP	0.12	0.10	0.09	0.09	0.09	0.10	0.11	0.12	---	---
				Low Stage Heat Rise °F (°C)	40 (22)	48 (26)	61 (34)	NA	NA	NA	NA	NA	NA	NA
				High Stage Heat Rise °F (°C)	63 (35)	NA	NA	NA	NA	NA	NA	NA	NA	NA
		Med-Low ¹	Pink	CFM	1271	1229	1177	1121	1066	1027	974	942	887	839
				BHP	0.19	0.20	0.21	0.23	0.24	0.25	0.26	0.27	0.28	0.29
				Low Stage Heat Rise °F (°C)	NA	35 (19)	36 (20)	38 (21)	40 (22)	42 (23)	44 (25)	46 (25)	48 (27)	51 (28)
				High Stage Heat Rise °F (°C)	53 (29)	55 (30)	57 (32)	60 (33)	63 (35)	NA	NA	NA	NA	NA
		Medium ⁴	Red	CFM	1340	1299	1240	1191	1139	1091	1050	1001	952	895
				BHP	0.22	0.23	0.24	0.25	0.26	0.28	0.29	0.30	0.31	0.32
				Low Stage Heat Rise °F (°C)	NA	NA	35 (19)	36 (20)	38 (21)	39 (22)	41 (23)	43 (24)	45 (25)	48 (27)
				High Stage Heat Rise °F (°C)	50 (28)	52 (29)	54 (30)	57 (31)	59 (33)	62 (34)	64 (36)	NA	NA	NA
	Med-High ²	Orange	CFM	1686	1650	1617	1576	1544	1503	1468	1433	1393	1356	
			BHP	0.42	0.44	0.45	0.46	0.48	0.49	0.51	0.52	0.53	0.55	
			Low Stage Heat Rise °F (°C)	NA	NA	NA	NA	NA	NA	NA	NA	NA	NA	
			High Stage Heat Rise °F (°C)	40 (22)	41 (23)	42 (23)	43 (24)	44 (24)	45 (25)	46 (26)	47 (26)	48 (27)	50 (28)	
High	Black	CFM	1854	1837	1781	1784	1720	1698	1655	1625	1578	1532		
		BHP	0.56	0.57	0.60	0.59	0.62	0.63	0.64	0.66	0.67	0.67		
		Low Stage Heat Rise °F (°C)	NA	NA	NA	NA	NA	NA	NA	NA	NA	NA		
		High Stage Heat Rise °F (°C)	36 (20)	37 (20)	38 (21)	38 (21)	39 (22)	40 (22)	41 (23)	41 (23)	43 (24)	44 (24)		
48115	30 - 60°F Low Stage 30 - 60°F High Stage	Low ¹	Blue	CFM	1271	1229	1177	1121	1066	1027	974	942	887	839
				BHP	0.19	0.20	0.21	0.23	0.24	0.25	0.26	0.27	0.28	0.29
				Low Stage Heat Rise °F (°C)	44 (24)	45 (25)	47 (26)	50 (28)	52 (29)	54 (30)	57 (32)	59 (33)	NA	NA
				High Stage Heat Rise °F (°C)	NA	NA	NA	NA	NA	NA	NA	NA	NA	NA
		Med-Low ³	Pink	CFM	1340	1299	1240	1191	1139	1091	1050	1001	952	895
				BHP	0.22	0.23	0.24	0.25	0.26	0.28	0.29	0.30	0.31	0.32
				Low Stage Heat Rise °F (°C)	42 (23)	43 (24)	45 (25)	47 (26)	49 (27)	51 (28)	53 (30)	56 (31)	59 (33)	NA
				High Stage Heat Rise °F (°C)	NA	NA	NA	NA	NA	NA	NA	NA	NA	NA
		Medium ²	Red	CFM	1686	1650	1617	1576	1544	1503	1468	1433	1393	1356
				BHP	0.42	0.44	0.45	0.46	0.48	0.49	0.51	0.52	0.53	0.55
				Low Stage Heat Rise °F (°C)	33 (18)	34 (19)	35 (19)	35 (20)	36 (20)	37 (21)	38 (21)	39 (22)	40 (22)	41 (23)
				High Stage Heat Rise °F (°C)	52 (29)	53 (29)	54 (30)	55 (31)	56 (31)	58 (32)	59 (33)	NA	NA	NA
	Med-High	Orange	CFM	1854	1837	1781	1784	1720	1698	1655	1625	1578	1532	
			BHP	0.56	0.57	0.60	0.59	0.62	0.63	0.64	0.66	0.67	0.67	
			Low Stage Heat Rise °F (°C)	30 (17)	30 (17)	31 (17)	31 (17)	32 (18)	33 (18)	34 (19)	34 (19)	35 (20)	36 (20)	
			High Stage Heat Rise °F (°C)	47 (26)	47 (26)	49 (27)	49 (27)	51 (28)	51 (28)	53 (29)	53 (30)	55 (31)	57 (32)	
High ⁴	Black	CFM	1934	1900	1855	1815	1778	1737	1695	1656	1606	1528		
		BHP	0.59	0.61	0.62	0.64	0.65	0.67	0.68	0.70	0.70	0.68		
		Low Stage Heat Rise °F (°C)	NA	NA	30 (17)	31 (17)	31 (17)	32 (18)	33 (18)	34 (19)	35 (19)	37 (20)		
		High Stage Heat Rise °F (°C)	45 (25)	46 (25)	47 (26)	48 (27)	49 (27)	50 (28)	51 (28)	52 (29)	54 (30)	57 (32)		

See notes on page 10.

UNIT AIRFLOW - DRY COIL AIR DELIVERY* - HORIZONTAL AND DOWNFLOW DISCHARGE

UNIT PGR5	HEATING RISE RANGE	MOTOR SPEED	WIRE COLOR		EXTERNAL STATIC PRESSURE (IN. W.C.)									
					0.1	0.2	0.3	0.4	0.5	0.6	0.7	0.8	0.9	1
48130	35 - 65°F Low Stage 35 - 65°F High Stage	Low ¹	Blue	CFM	1271	1229	1177	1121	1066	1027	974	942	887	839
				BHP	0.19	0.20	0.21	0.23	0.24	0.25	0.26	0.27	0.28	0.29
				Low Stage Heat Rise °F (°C)	49 (27)	51 (28)	53 (30)	56 (31)	59 (33)	61 (34)	64 (36)	NA	NA	NA
				High Stage Heat Rise °F (°C)	NA	NA	NA	NA	NA	NA	NA	NA	NA	NA
		Med-Low ³	Pink	CFM	1340	1299	1240	1191	1139	1091	1050	1001	952	895
				BHP	0.22	0.23	0.24	0.25	0.26	0.28	0.29	0.30	0.31	0.32
				Low Stage Heat Rise °F (°C)	47 (26)	48 (27)	51 (28)	53 (29)	55 (31)	57 (32)	60 (33)	63 (35)	NA	NA
				High Stage Heat Rise °F (°C)	NA	NA	NA	NA	NA	NA	NA	NA	NA	NA
		Medium ²	Red	CFM	1686	1650	1617	1576	1544	1503	1468	1433	1393	1356
				BHP	0.42	0.44	0.45	0.46	0.48	0.49	0.51	0.52	0.53	0.55
				Low Stage Heat Rise °F (°C)	37 (21)	38 (21)	39 (22)	40 (22)	41 (23)	42 (23)	43 (24)	44 (24)	45 (25)	46 (26)
				High Stage Heat Rise °F (°C)	57 (32)	58 (32)	59 (33)	61 (34)	62 (35)	64 (35)	65(36)	NA	NA	NA
		Med-High	Orange	CFM	1854	1837	1781	1784	1720	1698	1655	1625	1578	1532
				BHP	0.56	0.57	0.60	0.59	0.62	0.63	0.64	0.66	0.67	0.67
				Low Stage Heat Rise °F (°C)	NA	NA	35 (20)	35 (20)	36 (20)	37 (20)	38 (21)	39 (21)	40 (22)	41 (23)
				High Stage Heat Rise °F (°C)	52 (29)	52 (29)	54 (30)	54 (30)	56 (31)	56 (31)	58 (32)	59 (33)	61 (34)	63 (35)
		High ⁴	Black	CFM	1934	1900	1855	1815	1778	1737	1695	1656	1606	1528
				BHP	0.59	0.61	0.62	0.64	0.65	0.67	0.68	0.70	0.70	0.68
				Low Stage Heat Rise °F (°C)	NA	NA	NA	35 (19)	35 (20)	36 (20)	37 (21)	38 (21)	39 (22)	41 (23)
				High Stage Heat Rise °F (°C)	50 (28)	50 (28)	52 (29)	53 (29)	54 (30)	55 (31)	57 (31)	58 (32)	60 (33)	63 (35)

UNIT PGR5	HEATING RISE RANGE	MOTOR SPEED	WIRE COLOR		EXTERNAL STATIC PRESSURE (IN. W.C.)									
					0.1	0.2	0.3	0.4	0.5	0.6	0.7	0.8	0.9	1
60090	35 - 65°F Low Stage 35 - 65°F High Stage	Low ³	Blue	CFM	1067	904	703	587	501	449	380	340	---	---
				BHP	0.12	0.10	0.09	0.09	0.09	0.10	0.11	0.12	---	---
				Low Stage Heat Rise °F (°C)	40 (22)	48 (26)	61 (34)	NA	NA	NA	NA	NA	NA	NA
				High Stage Heat Rise °F (°C)	63 (35)	NA	NA	NA	NA	NA	NA	NA	NA	NA
		Med-Low ¹	Pink	CFM	1271	1229	1177	1121	1066	1027	974	942	887	839
				BHP	0.19	0.20	0.21	0.23	0.24	0.25	0.26	0.27	0.28	0.29
				Low Stage Heat Rise °F (°C)	NA	35 (19)	36 (20)	38 (21)	40 (22)	42 (23)	44 (25)	46 (25)	48 (27)	51 (28)
				High Stage Heat Rise °F (°C)	53 (29)	55 (30)	57 (32)	60 (33)	63 (35)	NA	NA	NA	NA	NA
		Medium ⁴	Red	CFM	1340	1299	1240	1191	1139	1091	1050	1001	952	895
				BHP	0.22	0.23	0.24	0.25	0.26	0.28	0.29	0.30	0.31	0.32
				Low Stage Heat Rise °F (°C)	NA	NA	35 (19)	36 (20)	38 (21)	39 (22)	41 (23)	43 (24)	45 (25)	48 (27)
				High Stage Heat Rise °F (°C)	50 (28)	52 (29)	54 (30)	57 (31)	59 (33)	62 (34)	64 (36)	NA	NA	NA
		Med-High ²	Orange	CFM	1878	1844	1805	1762	1731	1693	1655	1616	1570	1532
				BHP	0.50	0.52	0.53	0.54	0.56	0.57	0.59	0.60	0.64	0.63
				Low Stage Heat Rise °F (°C)	NA	NA	NA	NA	NA	NA	NA	NA	NA	NA
				High Stage Heat Rise °F (°C)	36 (20)	37 (20)	37 (21)	38 (21)	39 (22)	40 (22)	41 (23)	42 (23)	43 (24)	44 (24)
		High	Black	CFM	2020	1990	1956	1912	1872	1842	1802	1760	1719	1643
				BHP	0.62	0.63	0.66	0.67	0.69	0.70	0.71	0.73	0.74	0.72
				Low Stage Heat Rise °F (°C)	NA	NA	NA	NA	NA	NA	NA	NA	NA	NA
				High Stage Heat Rise °F (°C)	NA	NA	NA	35 (20)	36 (20)	37 (20)	37 (21)	38 (21)	39 (22)	41 (23)

See notes on page 10.

UNIT AIRFLOW - DRY COIL AIR DELIVERY* - HORIZONTAL AND DOWNFLOW DISCHARGE

UNIT PGR5	HEATING RISE RANGE	MOTOR SPEED	WIRE COLOR		EXTERNAL STATIC PRESSURE (IN. W.C.)										
					0.1	0.2	0.3	0.4	0.5	0.6	0.7	0.8	0.9	1	
60115	30 - 60°F Low Stage 30 - 60°F High Stage	Low ¹	Blue	CFM	1271	1229	1177	1121	1066	1027	974	942	887	839	
				BHP	0.19	0.20	0.21	0.23	0.24	0.25	0.26	0.27	0.28	0.29	
				Low Stage Heat Rise °F (°C)	44 (24)	45 (25)	47 (26)	50 (28)	52 (29)	54 (30)	57 (32)	59 (33)	NA	NA	
				High Stage Heat Rise °F (°C)	NA	NA	NA	NA	NA	NA	NA	NA	NA	NA	
		Med-Low ³	Pink	CFM	1340	1299	1240	1191	1139	1091	1050	1001	952	895	
				BHP	0.22	0.23	0.24	0.25	0.26	0.28	0.29	0.30	0.31	0.32	
				Low Stage Heat Rise °F (°C)	42 (23)	43 (24)	45 (25)	47 (26)	49 (27)	51 (28)	53 (30)	56 (31)	59 (33)	NA	
				High Stage Heat Rise °F (°C)	NA	NA	NA	NA	NA	NA	NA	NA	NA	NA	
		Medium	Red	CFM	1686	1650	1617	1576	1544	1503	1468	1433	1393	1356	
				BHP	0.42	0.44	0.45	0.46	0.48	0.49	0.51	0.52	0.53	0.55	
				Low Stage Heat Rise °F (°C)	33 (18)	34 (19)	35 (19)	35 (20)	36 (20)	37 (21)	38 (21)	39 (22)	40 (22)	41 (23)	
				High Stage Heat Rise °F (°C)	52 (29)	53 (29)	54 (30)	55 (31)	56 (31)	58 (32)	59 (33)	NA	NA	NA	
		Med-High ²	Orange	CFM	1878	1844	1805	1762	1731	1693	1655	1616	1570	1532	
				BHP	0.50	0.52	0.53	0.54	0.56	0.57	0.59	0.60	0.64	0.63	
				Low Stage Heat Rise °F (°C)	30 (17)	30 (17)	31 (17)	32 (18)	32 (18)	33 (18)	34 (19)	35 (19)	36 (20)	36 (20)	
				High Stage Heat Rise °F (°C)	46 (26)	47 (26)	48 (27)	49 (27)	50 (28)	51 (29)	53 (29)	54 (30)	55 (31)	57 (32)	
		High ⁴	Black	CFM	1934	1900	1855	1815	1778	1737	1695	1656	1606	1528	
				BHP	0.59	0.61	0.62	0.64	0.65	0.67	0.68	0.70	0.70	0.68	
				Low Stage Heat Rise °F (°C)	NA	NA	30 (17)	31 (17)	31 (17)	32 (18)	33 (18)	34 (19)	35 (19)	37 (20)	
				High Stage Heat Rise °F (°C)	45 (25)	46 (25)	47 (26)	48 (27)	49 (27)	50 (28)	51 (28)	52 (29)	54 (30)	57 (32)	
60130	35 - 65°F Low Stage 35 - 65°F High Stage	Low ¹	Blue	CFM	1271	1229	1177	1121	1066	1027	974	942	887	839	
				BHP	0.19	0.20	0.21	0.23	0.24	0.25	0.26	0.27	0.28	0.29	
				Low Stage Heat Rise °F (°C)	49 (27)	51 (28)	53 (30)	56 (31)	59 (33)	61 (34)	64 (36)	NA	NA	NA	
				High Stage Heat Rise °F (°C)	NA	NA	NA	NA	NA	NA	NA	NA	NA	NA	
		Med-Low ³	Pink	CFM	1340	1299	1240	1191	1139	1091	1050	1001	952	895	
				BHP	0.22	0.23	0.24	0.25	0.26	0.28	0.29	0.30	0.31	0.32	
				Low Stage Heat Rise °F (°C)	47 (26)	48 (27)	51 (28)	53 (29)	55 (31)	57 (32)	60 (33)	63 (35)	NA	NA	
				High Stage Heat Rise °F (°C)	NA	NA	NA	NA	NA	NA	NA	NA	NA	NA	
		Medium	Red	CFM	1686	1650	1617	1576	1544	1503	1468	1433	1393	1356	
				BHP	0.42	0.44	0.45	0.46	0.48	0.49	0.51	0.52	0.53	0.55	
				Low Stage Heat Rise °F (°C)	37 (21)	38 (21)	39 (22)	40 (22)	41 (23)	42 (23)	43 (24)	44 (24)	45 (25)	46 (26)	
				High Stage Heat Rise °F (°C)	57 (32)	58 (32)	59 (33)	61 (34)	62 (35)	64 (35)	65 (36)	NA	NA	NA	
		Med-High ²	Orange	CFM	1878	1844	1805	1762	1731	1693	1655	1616	1570	1532	
				BHP	0.50	0.52	0.53	0.54	0.56	0.57	0.59	0.60	0.64	0.63	
				Low Stage Heat Rise °F (°C)	NA	NA	35 (19)	36 (20)	36 (20)	37 (21)	38 (21)	39 (22)	40 (22)	41 (23)	
				High Stage Heat Rise °F (°C)	51 (28)	52 (29)	53 (30)	54 (30)	55 (31)	57 (31)	58 (32)	59 (33)	61 (34)	63 (35)	
		High ⁴	Black	CFM	1934	1900	1855	1815	1778	1737	1695	1656	1606	1528	
				BHP	0.59	0.61	0.62	0.64	0.65	0.67	0.68	0.70	0.70	0.68	
				Low Stage Heat Rise °F (°C)	NA	NA	NA	35 (19)	35 (20)	36 (20)	37 (21)	38 (21)	39 (22)	41 (23)	
				High Stage Heat Rise °F (°C)	50 (28)	50 (28)	52 (29)	53 (29)	54 (30)	55 (31)	57 (31)	58 (32)	60 (33)	63 (35)	

Notes:

- 1 Factory-shipped low stage cooling speed
 - 2 Factory-shipped high stage cooling speed
 - 3 Factory-shipped low stage gas heating speed
 - 4 Factory-shipped high stage gas heating speed
- Allowable High Stage Enhanced Dehumidification Cooling Speed
- "NA" = Not allowed for particular heating speed

WET COIL PRESSURE DROP (IN. W.C.)

Unit Size	STANDARD CFM (SCFM)																
	600	700	800	900	1000	1100	1200	1300	1400	1500	1600	1700	1800	1900	2000	2100	2200
24	0.03	0.04	0.04	0.05	0.06												
30				0.05	0.06	0.07	0.08	0.11									
36				0.06	0.06	0.09	0.10	0.11	0.14								
42					0.05	0.05	0.06	0.07	0.08	0.08	0.09	0.09	0.11				
48							0.04	0.06	0.09	0.10	0.10	0.11	0.12	0.13	0.14		
60										0.06	0.07	0.01	0.08	0.09	0.10	0.12	0.13

ECONOMIZER WITH 1-IN. FILTER PRESSURE DROP (IN. W.C.)

FILTER SIZE IN. (MM)	CLG TONS	STANDARD CFM (SCFM)																
		600	700	800	900	1000	1100	1200	1300	1400	1500	1600	1700	1800	1900	2000	2100	2200
600-1400 CFM 12x20x1+12x20x1 (305x508x25+305x508x25)	2.0 2.5	-	-	0.08	0.09	0.10	0.11	0.11	0.13	0.14	-	-	-	-	-	-	-	
1200-1800 CFM 16x24x1+14x24x1 (406x610x25+356x610x25)	3.0 3.5 4.0	-	-	-	-	-	0.09	0.09	0.10	0.12	0.13	0.15	0.17	0.17	0.19	0.21	-	
1500-2200 CFM 16x24x1+18x24x1 (406x610x25+457x356x25)	5.0	-	-	-	-	-	-	-	-	-	-	0.15	0.17	0.18	0.20	0.21	0.22	0.23

FILTER PRESSURE DROP (IN. W.C.)

FILTER SIZE IN. (MM)	CLG TONS	STANDARD CFM (SCFM)																
		600	700	800	900	1000	1100	1200	1300	1400	1500	1600	1700	1800	1900	2000	2100	2200
Pressure Drop (inches water column)																		
600-1400 CFM 12x20x1+12x20x1 (305x508x25+305x508x25)	2.0 2.5	0.03	0.04	0.05	0.06	0.06	0.07	0.07	0.08	0.08	-	-	-	-	-	-	-	-
1200-1800 CFM 16x24x1+14x24x1 (406x610x25+356x610x25)	3.0 3.5 4.0	-	-	-	-	0.04	0.05	0.06	0.07	0.08	0.09	0.09	0.10	0.11	0.12	0.12	-	-
1500-2200 CFM 16x24x1+18x24x1 (406x610x25+457x356x25)	5.0	-	-	-	-	-	-	-	-	-	0.04	0.06	0.08	0.10	0.11	0.13	0.14	0.15

NATURAL GAS ORIFICE SIZES AND MANIFOLD PRESSURE

Nameplate Input, High Stage (Btu/hr)		ALTITUDE OF INSTALLATION (FT. [m] ABOVE SEA LEVEL) U.S.A.*				
		0 to 2000 [0 to 610]	2001 to 3000* [610 to 914]	3001 to 4000 [915 to 1219]	4001 to 5000 [1220 to 1524]	5001 to 6000 [1524 to 1829]
40000	Orifice No. (Qty)	44 (2)	45 (2)†	48 (2)†	48 (2)†	48 (2)†
	Manifold Press. High / Low (in. w.c.)	3.2 / 1.4	3.2 / 1.4	3.8 / 1.6	3.5 / 1.5	3.2 / 1.4
60000	Orifice No. (Qty)	44 (3)	45 (3)†	48 (3)†	48 (3)†	48 (3)†
	Manifold Press. High / Low (in. w.c.)	3.2 / 1.4	3.2 / 1.4	3.8 / 1.6	3.5 / 1.5	3.2 / 1.4
90000	Orifice No. (Qty)	38 (3)	41 (3)†	41 (3)†	42 (3)†	42 (3)†
	Manifold Press. High / Low (in. w.c.)	3.6 / 1.6	3.8 / 1.6	3.4 / 1.5	3.4 / 1.5	3.2 / 1.4
115000	Orifice No. (Qty)	33 (3)	36 (3)†	36 (3)†	36 (3)†	38 (3)†
	Manifold Press. High / Low (in. w.c.)	3.8 / 1.7	3.8 / 1.7	3.6 / 1.6	3.3 / 1.4	3.6 / 1.5
130000	Orifice No. (Qty)	31 (3)	31 (3)	33 (3)†	33 (3)†	34 (3)†
	Manifold Press. High / Low (in. w.c.)	3.8 / 1.7	3.2 / 1.4	3.7 / 1.6	3.4 / 1.4	3.3 / 1.4

PROPANE GAS ORIFICE SIZES AND MANIFOLD PRESSURE

Nameplate Input, High Stage (Btu/hr)		ALTITUDE OF INSTALLATION (FT. ABOVE SEA LEVEL) U.S.A.*†				
		0 to 2000 [0 to 610]	2001 to 3000* [610 to 914]	3001 to 4000 [915 to 1219]	4001 to 5000 [1220 to 1524]	5001 to 6000 [1524 to 1829]
40000	Orifice No. (Qty)	55 (2)	56 (2)	56 (2)	56 (2)	56 (2)
	Manifold Press. High / Low (in. w.c.)	10.0/5.0	11.0/6.0	11.0/5.5	11.0/5.0	10.7/4.8
60000	Orifice No. (Qty)	55 (3)	56 (3)	56 (3)	56 (3)	56 (3)
	Manifold Press. High / Low (in. w.c.)	10.0/5.0	11.0/6.0	11.0/5.5	11.0/5.0	10.7/4.8
90000	Orifice No. (Qty)	53 (3)	54 (3)	54 (3)	54 (3)	54 (3)
	Manifold Press. High / Low (in. w.c.)	10.0/5.4	11.0/6.4	11.0/5.9	11.0/5.4	11.0/5.0
115000	Orifice No. (Qty)	51 (3)	52 (3)	52 (3)	53 (3)	53 (3)
	Manifold Press. High / Low (in. w.c.)	10.0/5.4	11.0/5.0	10.6/4.8	11.0/6.1	11.0/5.5
130000	Orifice No. (Qty)	49 (3)	50 (3)	51 (3)	52 (3)	52 (3)
	Manifold Press. High / Low (in. w.c.)	10.0/5.4	11.0/4.8	11.0/4.9	11.0/5.2	11.0/5.0

*In the U.S.A., the input rating for altitudes above 2000 ft (610m) must be reduced by 4% for each 1000 ft (305 m) above sea level.

In Canada, the input rating for altitudes from 2001 to 4500 ft (611 to 1372 m) above sea level must be derated by 10% by an authorized gas conversion station or dealer.

For Canadian Installations from 2000 to 4500 ft, use U.S.A. column 2001 to 3000 ft (610 to 914 m).

† Use Kit No. NPLPCONV013B00 (0-2000 ft [0-610 m] above sea level). Use Kit No. NPLPCONV014B00 (2001-6000 ft [611-1829 m] above sea level).

HIGH ALTITUDE COMPENSATION: NATURAL GAS										
Nameplate Input, High Stage (Btu/hr)	Rated Heating Input (Btu/hr), Natural Gas at Installation Altitude Above Sea Level, U.S.A.*									
	0 to 2000 ft 0 to 610 m		2001 to 3000 ft* 610 to 914 m		3001 to 4000 ft 915 to 1219 m		4001 to 5000 ft 1220 to 1524 m		5001 to 6000 ft 1524 to 1829 m	
	High Stage	Low Stage	High Stage	Low Stage	High Stage	Low Stage	High Stage	Low Stage	High Stage	Low Stage
40000	40000	26000	36000	23400	34400	22300	32800	21300	31200	20300
60000	60000	39000	54000	35100	51600	33500	49200	32000	46800	30400
90000	90000	58500	81000	52700	77400	50300	73800	48000	70200	45600
115000	115000	75000	103500	67500	98900	64500	94300	61500	89700	58500
130000	130000	84500	117000	76100	111800	72700	106600	69300	101400	65900

HIGH ALTITUDE COMPENSATION: PROPANE GAS										
Nameplate Input, High Stage (Btu/hr)	Rated Heating Input (Btu/hr), LP Gas at Installation Altitude Above Sea Level, U.S.A.*									
	0 to 2000 ft 0 to 610 m		2001 to 3000 ft* 610 to 914 m		3001 to 4000 ft 915 to 1219 m		4001 to 5000 ft 1220 to 1524 m		5001 to 6000 ft 1524 to 1829 m	
	High Stage	Low Stage	High Stage	Low Stage	High Stage	Low Stage	High Stage	Low Stage	High Stage	Low Stage
40000	38000	26000	31700	23400	31700	22300	31700	21300	31200	20300
60000	57000	39000	47500	35100	47500	33500	47500	32000	46800	30400
90000	79000	58500	68900	52700	68900	50300	68600	48000	68600	45600
115000	103000	75000	100400	67500	98900	64500	83000	61500	83000	58500
130000	116000	84500	115500	76100	111800	72700	101300	69300	100400	65900

*In the U.S.A., the input rating for altitudes above 2000 ft (610m) must be reduced by 4% for each 1000 ft (305 m) above sea level.
 In Canada, the input rating for altitudes from 2001 to 4500 ft (611 to 1372 m) above sea level must be derated by 10% by an authorized gas conversion station or dealer.
 For Canadian Installations from 2000 to 4500 ft (610–1372 m), use U.S.A. column 2001 to 3000 ft (611 to 914 m).

HEATING CAPACITIES AND EFFICIENCIES					
UNIT	HEATING INPUT (BTUH) HIGH/LOW	OUTPUT CAPACITY (BTUH) HIGH / LOW	TEMPERATURE RISE RANGE HIGH °F (°C)	TEMPERATURE RISE RANGE LOW °F (°C)	AFUE (%)
24040 30040	40,000 / 26,000	32,000 / 21,000	20–50 (11–28)	15–45 (8–25)	78
24060 30060 36060 42060	60,000 / 39,000	49,000 / 31,000	25–55 (14–31)	25–55 (14–31)	78.6
36090 42090 48090 60090	90,000 / 58,500	74,000 / 47,000	35–65 (19–36)	35–65 (19–36)	79.2
48115 60115	115,000 / 75,000	93,000 / 61,000	30–60 (17–33)	30–60 (17–33)	80.1
48130 60130	130,000 / 84,500	103,000 / 68,000	35–65 (19–36)	35–65 (19–36)	80.0

LEGEND

AFUE – Annual Fuel Utilization Efficiency

NOTE: Before purchasing this appliance, read important energy cost and efficiency information available from AHRI directory.org.

UNIT ELECTRICAL SPECIFICATIONS										
UNIT	NOMINAL	VOLTAGE RANGE		COMPRESSOR		OFM	IFM	IDM	POWER SUPPLY	
		MIN	MAX	RLA	LRA	FLA	FLA	FLA	MCA	MOCP
24040 / 24060	208/230-1-60	197	253	11.7	58.3	0.7	4.1	.21	19.4	30
30040 / 30060	208/230-1-60	197	253	13.1	73.0	1.2	4.1	.21	21.7	30
30040 / 30060	208/230-3-60	197	253	8.7	58.0	1.2	4.1	.21	16.2	20
36060 / 36090	208/230-1-60	197	253	15.3	83.0	1.2	6.0	.21	26.3	40
36060 / 36090	208/230-3-60	197	253	11.6	73.0	1.2	6.0	.21	21.7	30
42060 / 42090	208/230-1-60	197	253	17.9	96.0	1.2	6.0	.21	29.6	45
42060 / 42090	208/230-3-60	197	253	14.2	88.0	1.2	6.0	.21	25.0	35
48090	208/230-1-60	197	253	21.2	104.0	1.2	7.6	.21	35.3	50
48115	208/230-1-60	197	253	21.2	104.0	1.2	7.6	.50	35.3	50
48130								.50		
48090	208/230-3-60	197	253	14.0	83.1	1.2	7.6	.21	26.3	40
48115								.50		
48130								.50		
60090	208/230-1-60	197	253	28.8	152.9	1.2	7.6	.21	44.8	60
60115								.50		
60130								.50		
60090	208/230-3-60	197	253	16.2	110.0	1.2	7.6	.21	29.1	40
60115								.50		
60130								.50		

LEGEND

- FLA - Full Load Amps
- IDM - Inducer Motor
- IFM - Indoor Fan Motor
- LRA - Locked Rotor Amps
- MCA - Minimum Circuit Amps
- MOCP - Maximum Over Current Protection
- OFM - Outdoor Fan Motor
- RLA - Rated Load Amps

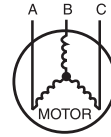
NOTES:

1. In compliance with NEC (National Electrical Code) requirements for multimotor and combination load equipment (refer to NEC Articles 430 and 440), the overcurrent protective device for the unit shall be Power Supply fuse or circuit breaker.
2. Minimum wire size is based on 60 C copper wire. If other than 60 C wire is used, or if length exceeds wire length in table, determine size from NEC.
3. Unbalanced 3-Phase Supply Voltage
Never operate a motor where a phase imbalance in supply voltage is greater than 2%. Use the following formula to determine the percentage of voltage imbalance

% Voltage imbalance

$$= 100 \times \frac{\text{max voltage deviation from average voltage}}{\text{average voltage}}$$

EXAMPLE: Supply voltage is 230-3-60.



- AB = 228 v
- BC = 231 v
- AC = 227 v

$$\begin{aligned} \text{Average Voltage} &= \frac{228 + 231 + 227}{3} \\ &= \frac{686}{3} \\ &= 229 \end{aligned}$$

Determine maximum deviation from average voltage.

- (AB) 229 - 228 = 1 v
- (BC) 231 - 229 = 2 v
- (AC) 229 - 227 = 2 v

Maximum deviation is 2 v.

Determine percent of voltage imbalance

$$\begin{aligned} \% \text{ Voltage Imbalance} &= 100 \times \frac{2}{229} \\ &= 0.8\% \end{aligned}$$

This amount of phase imbalance is satisfactory as it is below the maximum allowable 2%.

IMPORTANT: If the supply voltage phase imbalance is more than 2%, contact your local electric utility company immediately.

A06564

AHRI* CAPACITIES

COOLING CAPACITIES AND EFFICIENCIES					
Unit	Nominal Tons	Standard CFM (High / Low Stage)	Net Cooling Capacities - Btuh (High Stage)	EER @A**	SEER†
24	2	800 / 600	23000	12.0	15.0
30	2-1/2	1000 / 750	29000	12.0	15.0
36	3	1200 / 900	35400	12.5	16.0
42	3-1/2	1400 / 1050	42000	12.5	16.0
48	4	1600 / 1200	47500	12.3	16.0
60	5	1750 / 1200	57000	12.3	16.0

LEGEND

- dB**—Sound Levels (decibels)
- db**—Dry Bulb
- SEER**—Seasonal Energy Efficiency Ratio
- wb**—Wet Bulb
- COP**—Coefficient of Performance

* Air Conditioning, Heating & Refrigeration Institute.

**At "A" conditions—80°F (26.7°C) indoor db/67°F (19.4°C) indoor wb & 95°F (35°C) outdoor db.

† Rated in accordance with U.S. Government DOE Department of Energy) test procedures and/or AHRI Standards 210/240.

Notes:

1. Ratings are net values, reflecting the effects of circulating fan heat.

Ratings are based on:

Cooling Standard: 80°F (26.7°C) db, 67°F wb (19.4°C) indoor entering—air temperature and 95°F db (35°C) outdoor entering—air temperature.

2. Before purchasing this appliance, read important energy cost and efficiency information available from AHRI directory.org.

PERFORMANCE DATA

PGR524 EXTENDED COOLING PERFORMANCE – LOW COOL

CONDENSER ENTERING AIR TEMPERATURES °F (°C)

EVAPORATOR AIR

CFM	EWB	75 (23.9)						85 (29.4)						95 (35)						105 (40.6)						115 (46.1)						125 (51.7)					
		Capacity MBtuh			Total Syst KW	Capacity MBtuh			Total Syst KW	Capacity MBtuh			Total Syst KW	Capacity MBtuh			Total Syst KW	Capacity MBtuh			Total Syst KW	Capacity MBtuh			Total Syst KW	Capacity MBtuh			Total Syst KW								
		Total	Sens	Total		Total	Sens	Total		Total	Sens	Total		Total	Sens	Total		Total	Sens	Total		Total	Sens	Total		Total	Sens	Total		Total	Sens	Total					
525	57(13.8)	17.82	17.82	1.08	1.24	16.44	16.44	15.06	15.06	1.41	13.67	13.67	1.60	12.27	12.27	1.81	10.86	10.86	2.04	10.86	10.86	2.04	10.86	10.86	2.04	10.86	10.86	2.04									
	62(16.6)	18.21	16.78	1.07	1.24	16.66	15.16	15.11	15.05	1.41	13.69	13.69	1.60	12.28	12.28	1.81	10.88	10.88	2.04	10.88	10.88	2.04	10.88	10.88	2.04	10.88	10.88	2.04									
	63*(17.2)	18.58	13.61	1.07	1.23	16.98	12.24	15.39	10.90	1.41	13.80	9.59	1.60	12.20	8.32	1.82	10.62	7.10	2.05	7.10	7.10	2.05	7.10	7.10	2.05	7.10	7.10	2.05									
	67(19.4)	19.95	14.13	1.04	1.21	18.24	12.71	16.54	11.34	1.39	14.83	10.00	1.58	13.13	8.69	1.80	11.44	7.44	2.03	7.44	7.44	2.03	7.44	7.44	2.03	7.44	7.44	2.03									
	72(22.2)	21.87	11.42	1.01	1.18	20.00	10.22	18.14	9.05	1.36	16.28	7.92	1.56	14.42	6.82	1.78	12.59	5.78	2.01	5.78	5.78	2.01	5.78	5.78	2.01	5.78	5.78	2.01									
600	57(13.8)	18.60	18.60	1.08	1.24	17.14	17.14	15.68	15.68	1.42	14.21	14.21	1.61	12.73	12.73	1.82	11.25	11.25	2.05	11.25	11.25	2.05	11.25	11.25	2.05	11.25	11.25	2.05									
	62(16.6)	18.65	18.61	1.08	1.24	17.17	17.17	15.71	15.71	1.42	14.23	14.23	1.61	12.75	12.75	1.82	11.27	11.27	2.05	11.27	11.27	2.05	11.27	11.27	2.05	11.27	11.27	2.05									
	63*(17.2)	18.96	14.57	1.08	1.24	17.31	13.11	15.67	11.69	1.42	14.03	10.31	1.61	12.39	8.97	1.83	10.77	7.67	2.06	7.67	7.67	2.06	7.67	7.67	2.06	7.67	7.67	2.06									
	67(19.4)	20.34	15.15	1.05	1.22	18.58	13.66	16.82	12.20	1.40	15.06	10.77	1.60	13.31	9.39	1.81	11.59	8.05	2.04	8.05	8.05	2.04	8.05	8.05	2.04	8.05	8.05	2.04									
	72(22.2)	22.29	12.08	1.02	1.19	20.35	10.81	18.43	9.59	1.37	16.52	8.40	1.57	14.61	7.26	1.79	12.73	6.17	2.02	6.17	6.17	2.02	6.17	6.17	2.02	6.17	6.17	2.02									
675	57(13.8)	19.26	19.26	1.09	1.25	17.73	17.73	16.20	16.20	1.42	14.66	14.66	1.62	13.11	13.11	1.83	11.57	11.57	2.06	11.57	11.57	2.06	11.57	11.57	2.06	11.57	11.57	2.06									
	62(16.6)	19.29	19.29	1.09	1.25	17.75	17.75	16.22	16.22	1.42	14.68	14.68	1.62	13.13	13.13	1.83	11.59	11.59	2.06	11.59	11.59	2.06	11.59	11.59	2.06	11.59	11.59	2.06									
	63*(17.2)	19.25	15.50	1.09	1.25	17.56	13.97	15.88	12.47	1.43	14.21	11.01	1.63	12.53	9.59	1.84	10.89	8.21	2.07	8.21	8.21	2.07	8.21	8.21	2.07	8.21	8.21	2.07									
	67(19.4)	20.64	16.16	1.06	1.23	18.83	14.58	17.03	13.03	1.41	15.24	11.53	1.61	13.45	10.06	1.82	11.70	8.65	2.05	8.65	8.65	2.05	8.65	8.65	2.05	8.65	8.65	2.05									
	72(22.2)	22.59	12.71	1.03	1.20	20.61	11.39	18.64	10.12	1.39	16.69	8.88	1.58	14.74	7.68	1.80	12.83	6.55	2.03	6.55	6.55	2.03	6.55	6.55	2.03	6.55	6.55	2.03									

PGR524 EXTENDED COOLING PERFORMANCE – HIGH COOL

CONDENSER ENTERING AIR TEMPERATURES °F (°C)

EVAPORATOR AIR

CFM	EWB	75 (23.9)						85 (29.4)						95 (35)						105 (40.6)						115 (46.1)						125 (51.7)					
		Capacity MBtuh			Total Syst KW	Capacity MBtuh			Total Syst KW	Capacity MBtuh			Total Syst KW	Capacity MBtuh			Total Syst KW	Capacity MBtuh			Total Syst KW	Capacity MBtuh			Total Syst KW	Capacity MBtuh			Total Syst KW								
		Total	Sens	Total		Total	Sens	Total		Total	Sens	Total		Total	Sens	Total		Total	Sens	Total		Total	Sens	Total		Total	Sens	Total		Total	Sens	Total					
700	57(13.8)	23.89	23.89	1.55	22.22	22.22	1.70	20.54	20.54	1.87	18.86	18.86	2.05	17.17	17.17	2.26	15.50	15.50	2.48	15.50	15.50	2.48	15.50	15.50	2.48	15.50	15.50	2.48									
	62(16.6)	24.55	21.58	1.55	22.62	20.64	1.71	20.72	19.69	1.87	18.89	18.89	2.05	17.20	17.20	2.26	15.52	15.52	2.48	15.52	15.52	2.48	15.52	15.52	2.48	15.52	15.52	2.48									
	63*(17.2)	25.02	17.56	1.56	23.05	16.72	1.71	21.08	15.86	1.87	19.13	15.01	2.06	17.19	14.15	2.26	15.30	13.30	2.48	13.30	13.30	2.48	13.30	13.30	2.48	13.30	13.30	2.48									
	67(19.4)	26.85	18.20	1.57	24.72	17.34	1.73	22.61	16.48	1.89	20.50	15.61	2.07	18.42	14.75	2.27	16.39	13.89	2.49	13.89	13.89	2.49	13.89	13.89	2.49	13.89	13.89	2.49									
	72(22.2)	29.38	14.76	1.60	27.04	13.97	1.75	24.71	13.17	1.92	22.42	12.38	2.10	20.14	11.59	2.30	17.91	10.81	2.52	10.81	10.81	2.52	10.81	10.81	2.52	10.81	10.81	2.52									
800	57(13.8)	24.94	24.94	1.57	23.16	23.16	1.73	21.38	21.38	1.90	19.59	19.59	2.08	17.81	17.81	2.28	16.04	16.04	2.51	16.04	16.04	2.51	16.04	16.04	2.51	16.04	16.04	2.51									
	62(16.6)	25.14	23.30	1.58	23.20	23.20	1.73	21.41	21.41	1.90	19.62	19.62	2.08	17.83	17.83	2.28	16.06	16.06	2.51	16.06	16.06	2.51	16.06	16.06	2.51	16.06	16.06	2.51									
	63*(17.2)	25.56	18.77	1.58	23.51	17.89	1.73	21.48	17.00	1.90	19.46	16.11	2.08	17.46	15.22	2.28	15.51	14.34	2.50	14.34	14.34	2.50	14.34	14.34	2.50	14.34	14.34	2.50									
	67(19.4)	27.40	19.50	1.60	25.19	18.60	1.75	23.00	17.70	1.92	20.83	16.80	2.10	18.68	15.89	2.30	16.60	15.00	2.52	15.00	15.00	2.52	15.00	15.00	2.52	15.00	15.00	2.52									
	72(22.2)	29.94	15.58	1.62	27.52	14.76	1.78	25.12	13.94	1.95	22.74	13.12	2.13	20.40	12.31	2.33	18.12	11.50	2.54	11.50	11.50	2.54	11.50	11.50	2.54	11.50	11.50	2.54									
900	57(13.8)	25.82	25.82	1.60	23.95	23.95	1.76	22.08	22.08	1.92	20.20	20.20	2.11	18.33	18.33	2.31	16.48	16.48	2.53	16.48	16.48	2.53	16.48	16.48	2.53	16.48	16.48	2.53									
	62(16.6)	25.86	25.86	1.60	23.98	23.98	1.76	22.11	22.11	1.92	20.23	20.23	2.11	18.35	18.35	2.31	16.50	16.50	2.53	16.50	16.50	2.53	16.50	16.50	2.53	16.50	16.50	2.53									
	63*(17.2)	25.97	19.95	1.60	23.86	19.03	1.75	21.77	18.11	1.92	19.70	17.18	2.10	17.66	16.25	2.30	15.68	15.32	2.52	15.32	15.32	2.52	15.32	15.32	2.52	15.32	15.32	2.52									
	67(19.4)	27.81	20.76	1.62	25.54	19.83	1.77	23.30	18.89	1.94	21.07	17.95	2.12	18.88	17.01	2.32	16.76	16.07	2.54	16.07	16.07	2.54	16.07	16.07	2.54	16.07	16.07	2.54									
	72(22.2)	30.37	16.37	1.64	27.89	15.53	1.80	25.42	14.69	1.97	22.99	13.85	2.15	20.59	13.01	2.35	18.26	12.18	2.56	12.18	12.18	2.56	12.18	12.18	2.56	12.18	12.18	2.56									

See Legend and Notes on Page 18.

PERFORMANCE DATA (CONT)

PGR530 EXTENDED COOLING PERFORMANCE - LOW COOL

CONDENSER ENTERING AIR TEMPERATURES ° F (° C)

CFM	EWB	75 (23.9)				85 (29.4)				95 (35)				105 (40.6)				115 (46.1)				125 (51.7)			
		Capacity MBtuh		Total Syst KW	Capacity MBtuh		Total Syst KW	Capacity MBtuh		Total Syst KW	Capacity MBtuh		Total Syst KW	Capacity MBtuh		Total Syst KW	Capacity MBtuh		Total Syst KW	Capacity MBtuh		Total Syst KW			
		Total	Sens		Total	Sens		Total	Sens		Total	Sens		Total	Sens		Total	Sens		Total	Sens		Total	Sens	
655	57(13.8)	22.30	22.30	1.43	20.19	20.19	1.49	18.10	18.10	1.53	16.02	16.02	1.57	13.97	13.97	1.59	11.95	11.95	1.60	9.91	9.91	1.60			
	62(16.6)	22.91	20.51	1.43	20.54	17.72	1.48	18.23	15.01	1.53	16.05	16.05	1.57	13.99	13.99	1.59	11.97	11.97	1.60	9.91	9.91	1.60			
	63*(17.2)	23.36	16.69	1.43	20.94	14.35	1.48	18.55	12.09	1.53	16.21	9.92	1.56	13.91	7.86	1.59	11.68	5.91	1.60	9.91	9.91	1.60			
	67(19.4)	25.19	17.36	1.41	22.57	14.93	1.46	19.99	12.60	1.51	17.47	10.36	1.55	15.00	8.21	1.58	12.60	6.19	1.59	10.36	10.36	1.59			
	72(22.2)	27.74	14.14	1.38	24.84	12.08	1.44	22.00	10.11	1.49	19.22	8.24	1.54	16.51	6.47	1.57	13.88	4.82	1.58	10.36	10.36	1.58			
750	57(13.8)	23.33	23.33	1.45	21.08	21.08	1.50	18.87	18.87	1.54	16.68	16.68	1.58	14.51	14.51	1.60	12.38	12.38	1.61	10.36	10.36	1.61			
	62(16.6)	23.49	22.18	1.45	21.12	21.12	1.50	18.90	18.90	1.54	16.70	16.70	1.58	14.53	14.53	1.60	12.39	12.39	1.61	10.36	10.36	1.61			
	63*(17.2)	23.87	17.87	1.45	21.36	15.38	1.50	18.90	12.98	1.55	16.48	10.67	1.58	14.12	8.46	1.61	11.84	6.38	1.61	10.36	10.36	1.61			
	67(19.4)	25.72	18.62	1.43	23.00	16.04	1.48	20.35	13.55	1.53	17.75	11.16	1.57	15.21	8.87	1.59	12.76	6.70	1.60	10.36	10.36	1.60			
	72(22.2)	28.29	14.94	1.40	25.30	12.78	1.46	22.37	10.72	1.51	19.51	8.75	1.55	16.72	6.88	1.58	14.03	5.14	1.59	10.36	10.36	1.59			
840	57(13.8)	24.14	24.14	1.47	21.79	21.79	1.52	19.48	19.48	1.56	17.18	17.18	1.59	14.92	14.92	1.61	12.71	12.71	1.62	10.36	10.36	1.62			
	62(16.6)	24.18	24.18	1.46	21.82	21.82	1.52	19.50	19.50	1.56	17.21	17.21	1.59	14.94	14.94	1.61	12.72	12.72	1.62	10.36	10.36	1.62			
	63*(17.2)	24.24	18.95	1.47	21.66	16.32	1.52	19.15	13.79	1.56	16.68	11.35	1.60	14.28	9.02	1.62	11.96	6.80	1.63	10.36	10.36	1.63			
	67(19.4)	26.09	19.78	1.45	23.31	17.06	1.50	20.60	14.43	1.55	17.95	11.90	1.59	15.36	9.47	1.61	12.87	7.16	1.62	10.36	10.36	1.62			
	72(22.2)	28.69	15.67	1.42	25.62	13.42	1.48	22.63	11.27	1.53	19.71	9.21	1.57	16.86	7.26	1.60	14.12	5.44	1.61	10.36	10.36	1.61			

PGR530 EXTENDED COOLING PERFORMANCE - HIGH COOL

CONDENSER ENTERING AIR TEMPERATURES ° F (° C)

CFM	EWB	75 (23.9)				85 (29.4)				95 (35)				105 (40.6)				115 (46.1)				125 (51.7)			
		Capacity MBtuh		Total Syst KW	Capacity MBtuh		Total Syst KW	Capacity MBtuh		Total Syst KW	Capacity MBtuh		Total Syst KW	Capacity MBtuh		Total Syst KW	Capacity MBtuh		Total Syst KW	Capacity MBtuh		Total Syst KW			
		Total	Sens		Total	Sens		Total	Sens		Total	Sens		Total	Sens		Total	Sens		Total	Sens		Total	Sens	
875	57(13.8)	30.54	30.54	1.97	28.11	28.11	2.15	25.68	25.68	2.35	23.24	23.24	2.57	20.78	20.78	2.83	18.33	18.33	3.12	10.36	10.36	3.12			
	62(16.6)	31.60	26.39	1.98	28.82	24.96	2.15	26.06	23.52	2.35	23.34	23.16	2.57	20.81	20.81	2.83	18.36	18.36	3.12	10.36	10.36	3.12			
	63*(17.2)	32.20	21.56	1.98	29.34	20.29	2.16	26.51	19.02	2.36	23.69	17.75	2.58	20.88	16.46	2.83	18.12	15.18	3.11	10.36	10.36	3.11			
	67(19.4)	34.66	22.38	2.01	31.55	21.07	2.19	28.49	19.77	2.38	25.45	18.47	2.60	22.42	17.16	2.85	19.45	15.86	3.13	10.36	10.36	3.13			
	72(22.2)	38.04	18.28	2.05	34.61	17.09	2.22	31.23	15.91	2.42	27.87	14.73	2.64	24.55	13.55	2.89	21.31	12.39	3.16	10.36	10.36	3.16			
1000	57(13.8)	31.92	31.92	2.01	29.32	29.32	2.19	26.74	26.74	2.39	24.16	24.16	2.61	21.55	21.55	2.87	18.97	18.97	3.15	10.36	10.36	3.15			
	62(16.6)	32.39	28.44	2.01	29.52	26.89	2.19	26.78	26.78	2.39	24.19	24.19	2.61	21.58	21.58	2.87	18.99	18.99	3.15	10.36	10.36	3.15			
	63*(17.2)	32.92	23.02	2.02	29.95	21.68	2.19	27.01	20.35	2.39	24.10	19.02	2.61	21.21	17.67	2.86	18.37	16.33	3.14	10.36	10.36	3.14			
	67(19.4)	35.39	23.93	2.04	32.18	22.57	2.22	29.00	21.20	2.42	25.86	19.84	2.64	22.74	18.46	2.88	19.70	17.10	3.16	10.36	10.36	3.16			
	72(22.2)	38.82	19.27	2.08	35.26	18.03	2.26	31.76	16.81	2.46	28.30	15.59	2.67	24.87	14.37	2.92	21.55	13.17	3.19	10.36	10.36	3.19			
1125	57(13.8)	33.07	33.07	2.05	30.34	30.34	2.23	27.63	27.63	2.43	24.91	24.91	2.65	22.18	22.18	2.90	19.49	19.49	3.19	10.36	10.36	3.19			
	62(16.6)	33.13	33.13	2.05	30.38	30.38	2.23	27.67	27.67	2.43	24.94	24.94	2.65	22.21	22.21	2.90	19.51	19.51	3.19	10.36	10.36	3.19			
	63*(17.2)	33.47	24.42	2.05	30.41	23.02	2.23	27.40	21.64	2.42	24.41	20.24	2.64	21.46	18.84	2.89	18.57	17.42	3.17	10.36	10.36	3.17			
	67(19.4)	35.96	25.44	2.08	32.64	24.00	2.25	29.39	22.58	2.45	26.17	21.16	2.67	22.98	19.72	2.91	19.90	18.28	3.19	10.36	10.36	3.19			
	72(22.2)	39.41	20.21	2.12	35.75	18.94	2.29	32.16	17.68	2.49	28.60	16.42	2.71	25.11	15.17	2.95	21.72	13.93	3.22	10.36	10.36	3.22			

See Legend and Notes on Page 18.

PERFORMANCE DATA (CONT)

PGR536 EXTENDED COOLING PERFORMANCE - LOW COOL

CONDENSER ENTERING AIR TEMPERATURES °F (°C)

EVAPORATOR AIR

CFM	EWB	75 (23.9)				85 (29.4)				95 (35)				105 (40.6)				115 (46.1)				125 (51.7)			
		Capacity MBtuh		Total Syst KW	Total Syst KW	Capacity MBtuh		Total Syst KW	Total Syst KW	Capacity MBtuh		Total Syst KW	Total Syst KW	Capacity MBtuh		Total Syst KW	Total Syst KW	Capacity MBtuh		Total Syst KW	Total Syst KW	Capacity MBtuh		Total Syst KW	Total Syst KW
		Total	Sens			Total	Sens			Total	Sens			Total	Sens			Total	Sens			Total	Sens		
785	57(13.8)	25.86	25.86	1.54	23.52	23.52	1.64	21.19	21.19	1.74	18.89	18.89	1.84	16.59	16.59	1.93	14.33	14.33	1.93	14.33	14.33	2.02	14.33	14.33	2.02
	62(16.6)	26.33	24.60	1.54	23.73	22.02	1.64	21.23	21.23	1.74	18.92	18.92	1.84	16.62	16.62	1.93	14.35	14.35	1.93	14.35	14.35	2.02	14.35	14.35	2.02
	63*(17.2)	26.84	19.92	1.53	24.16	17.75	1.64	21.53	15.63	1.74	18.93	13.59	1.84	16.37	11.61	1.94	13.88	9.71	1.94	13.88	9.71	2.03	13.88	9.71	2.03
	67(19.4)	28.92	20.73	1.51	26.02	18.48	1.62	23.18	16.30	1.72	20.39	14.19	1.82	17.65	12.15	1.92	14.97	10.19	1.92	14.97	10.19	2.02	14.97	10.19	2.02
	72(22.2)	31.81	16.77	1.48	28.62	14.85	1.59	25.50	13.00	1.70	22.43	11.22	1.80	19.42	9.51	1.90	16.49	7.89	1.90	16.49	7.89	2.00	16.49	7.89	2.00
900	57(13.8)	27.03	27.03	1.55	24.55	24.55	1.65	22.09	22.09	1.75	19.65	19.65	1.85	17.23	17.23	1.94	14.84	14.84	1.94	14.84	14.84	2.03	14.84	14.84	2.03
	62(16.6)	27.07	27.07	1.55	24.59	24.59	1.65	22.12	22.12	1.75	19.68	19.68	1.85	17.25	17.25	1.94	14.86	14.86	1.94	14.86	14.86	2.03	14.86	14.86	2.03
	63*(17.2)	27.41	21.37	1.55	24.64	19.06	1.65	21.93	16.82	1.75	19.25	14.64	1.85	16.63	12.53	1.95	14.08	10.51	1.95	14.08	10.51	2.04	14.08	10.51	2.04
	67(19.4)	29.51	22.28	1.53	26.52	19.89	1.63	23.59	17.58	1.74	20.72	15.32	1.84	17.90	13.15	1.94	15.16	11.05	1.94	15.16	11.05	2.03	15.16	11.05	2.03
	72(22.2)	32.43	17.75	1.50	29.14	15.74	1.61	25.92	13.80	1.71	22.76	11.93	1.82	19.67	10.14	1.92	16.67	8.43	1.92	16.67	8.43	2.01	16.67	8.43	2.01
1010	57(13.8)	27.98	27.98	1.56	25.37	25.37	1.66	22.80	22.80	1.76	20.25	20.25	1.86	17.72	17.72	1.95	15.24	15.24	1.95	15.24	15.24	2.04	15.24	15.24	2.04
	62(16.6)	28.02	28.02	1.56	25.41	25.41	1.66	22.83	22.83	1.76	20.28	20.28	1.86	17.75	17.75	1.95	15.25	15.25	1.95	15.25	15.25	2.04	15.25	15.25	2.04
	63*(17.2)	27.84	22.71	1.56	24.99	20.28	1.67	22.22	17.92	1.77	19.49	15.62	1.87	16.82	13.38	1.96	14.28	14.28	1.96	14.28	14.28	2.05	14.28	14.28	2.05
	67(19.4)	29.94	23.73	1.54	26.88	21.21	1.65	23.89	18.76	1.75	20.96	16.38	1.85	18.09	14.07	1.95	15.32	11.82	1.95	15.32	11.82	2.04	15.32	11.82	2.04
	72(22.2)	32.87	18.66	1.51	29.50	16.57	1.62	26.21	14.55	1.73	22.99	12.60	1.83	19.84	10.73	1.93	16.79	8.94	1.93	16.79	8.94	2.02	16.79	8.94	2.02

PGR536 EXTENDED COOLING PERFORMANCE - HIGH COOL

CONDENSER ENTERING AIR TEMPERATURES °F (°C)

EVAPORATOR AIR

CFM	EWB	75 (23.9)				85 (29.4)				95 (35)				105 (40.6)				115 (46.1)				125 (51.7)			
		Capacity MBtuh		Total Syst KW	Total Syst KW	Capacity MBtuh		Total Syst KW	Total Syst KW	Capacity MBtuh		Total Syst KW	Total Syst KW	Capacity MBtuh		Total Syst KW	Total Syst KW	Capacity MBtuh		Total Syst KW	Total Syst KW	Capacity MBtuh		Total Syst KW	Total Syst KW
		Total	Sens			Total	Sens			Total	Sens			Total	Sens			Total	Sens			Total	Sens		
1050	57(13.8)	35.86	35.86	2.29	33.72	33.72	2.51	31.52	31.52	2.76	29.26	29.26	3.03	26.89	26.89	3.34	24.47	24.47	3.34	24.47	24.47	3.69	24.47	24.47	3.69
	62(16.6)	36.94	33.14	2.30	34.42	31.53	2.52	31.86	29.88	2.76	29.31	29.31	3.03	26.93	26.93	3.34	24.51	24.51	3.34	24.51	24.51	3.69	24.51	24.51	3.69
	63*(17.2)	37.62	27.02	2.31	35.04	25.57	2.53	32.41	24.12	2.77	29.71	22.66	3.03	26.94	21.18	3.34	24.13	19.71	3.34	24.13	19.71	3.69	24.13	19.71	3.69
	67(19.4)	40.43	28.03	2.34	37.63	26.55	2.56	34.79	25.07	2.80	31.86	23.58	3.07	28.87	22.07	3.37	25.86	20.58	3.37	25.86	20.58	3.71	25.86	20.58	3.71
	72(22.2)	44.31	22.80	2.39	41.22	21.45	2.61	38.07	20.10	2.85	34.86	18.73	3.11	31.58	17.37	3.41	28.28	16.02	3.41	28.28	16.02	3.75	28.28	16.02	3.75
1200	57(13.8)	37.44	37.44	2.33	35.15	35.15	2.55	32.81	32.81	2.80	30.39	30.39	3.07	27.88	27.88	3.38	25.31	25.31	3.38	25.31	25.31	3.73	25.31	25.31	3.73
	62(16.6)	37.84	35.72	2.34	35.28	35.09	2.56	32.85	32.85	2.80	30.43	30.43	3.07	27.92	27.92	3.38	25.34	25.34	3.38	25.34	25.34	3.73	25.34	25.34	3.73
	63*(17.2)	38.44	28.86	2.34	35.75	27.35	2.56	33.01	25.83	2.80	30.22	24.30	3.07	27.35	22.75	3.37	24.48	21.21	3.37	24.48	21.21	3.71	24.48	21.21	3.71
	67(19.4)	41.27	30.00	2.38	38.37	28.45	2.59	35.40	26.90	2.83	32.38	25.34	3.10	29.29	23.77	3.40	26.20	22.20	3.40	26.20	22.20	3.74	26.20	22.20	3.74
	72(22.2)	45.20	24.05	2.43	41.98	22.65	2.64	38.71	21.25	2.88	35.39	19.85	3.15	32.00	18.44	3.45	28.62	17.05	3.45	28.62	17.05	3.79	28.62	17.05	3.79
1350	57(13.8)	38.77	38.77	2.37	36.36	36.36	2.59	33.88	33.88	2.84	31.33	31.33	3.11	28.69	28.69	3.42	26.00	26.00	3.42	26.00	26.00	3.76	26.00	26.00	3.76
	62(16.6)	38.82	38.82	2.37	36.40	36.40	2.59	33.92	33.92	2.84	31.37	31.37	3.11	28.72	28.72	3.42	26.03	26.03	3.42	26.03	26.03	3.76	26.03	26.03	3.76
	63*(17.2)	39.08	30.63	2.38	36.30	29.05	2.59	33.49	27.48	2.83	30.61	25.88	3.10	27.68	24.26	3.40	24.75	22.63	3.40	24.75	22.63	3.74	24.75	22.63	3.74
	67(19.4)	41.92	31.90	2.41	38.92	30.29	2.63	35.87	28.67	2.86	32.77	27.04	3.13	29.62	25.40	3.43	26.47	23.74	3.43	26.47	23.74	3.77	26.47	23.74	3.77
	72(22.2)	45.86	25.24	2.46	42.55	23.81	2.68	39.20	22.37	2.92	35.78	20.92	3.18	32.32	19.48	3.48	28.86	18.05	3.48	28.86	18.05	3.81	28.86	18.05	3.81

See Legend and Notes on Page 18.

PERFORMANCE DATA (CONT)

PGR542 EXTENDED COOLING PERFORMANCE - LOW COOL

CONDENSER ENTERING AIR TEMPERATURES °F (°C)

CFM	EWB	75 (23.9)						85 (29.4)						95 (35)						105 (40.6)						115 (46.1)						125 (51.7)					
		Capacity MBtuh			Total Syst KW			Capacity MBtuh			Total Syst KW			Capacity MBtuh			Total Syst KW			Capacity MBtuh			Total Syst KW			Capacity MBtuh			Total Syst KW			Capacity MBtuh			Total Syst KW		
		Total	Sens	Total	Sens	Total	Sens	Total	Sens	Total	Sens	Total	Sens	Total	Sens	Total	Sens	Total	Sens	Total	Sens	Total	Sens	Total	Sens	Total	Sens	Total	Sens	Total	Sens						
915	57(13.8)	30.96	30.96	1.93	28.67	28.67	1.98	26.33	26.33	2.01	23.93	23.93	2.04	21.48	21.48	2.05	19.01	19.01	2.03	16.54	16.54	2.06	14.07	14.07	2.09	11.60	11.60	2.12	9.13	9.13	2.15						
	62(16.6)	31.67	29.10	1.93	29.07	26.30	1.97	26.44	26.27	2.01	23.97	23.97	2.04	21.51	21.51	2.05	19.03	19.03	2.03	16.56	16.56	2.07	14.09	14.09	2.10	11.62	11.62	2.13	9.14	9.14	2.16						
	63*(17.2)	32.30	23.63	1.92	29.63	21.25	1.97	26.89	18.92	2.01	24.12	16.63	2.04	21.31	14.41	2.05	18.51	12.28	2.04	16.57	16.57	2.07	14.11	14.11	2.09	11.63	11.63	2.12	9.15	9.15	2.17						
	67(19.4)	34.88	24.60	1.90	31.98	22.15	1.94	29.02	19.73	1.98	26.03	17.38	2.01	23.01	15.09	2.03	20.00	12.89	2.02	16.58	16.58	2.06	14.12	14.12	2.11	11.64	11.64	2.14	9.16	9.16	2.18						
	72(22.2)	38.48	20.01	1.87	35.25	17.89	1.91	31.99	15.82	1.95	28.70	13.81	1.98	25.38	11.87	1.99	22.08	10.03	1.98	16.59	16.59	2.01	14.13	14.13	2.12	9.17	9.17	2.19	9.17	9.17	2.20						
1050	57(13.8)	32.40	32.40	1.95	29.96	29.96	2.00	27.47	27.47	2.03	24.92	24.92	2.05	22.32	22.32	2.06	19.70	19.70	2.04	16.60	16.60	2.08	14.14	14.14	2.11	11.65	11.65	2.14	9.18	9.18	2.21						
	62(16.6)	32.52	32.36	1.95	30.01	30.01	1.99	27.51	27.51	2.03	24.96	24.96	2.05	22.35	22.35	2.06	19.73	19.73	2.04	16.61	16.61	2.08	14.15	14.15	2.12	9.19	9.19	2.22	9.19	9.19	2.22						
	63*(17.2)	33.02	25.34	1.95	30.24	22.82	1.99	27.41	20.34	2.03	24.54	17.91	2.06	21.65	15.55	2.07	18.77	13.28	2.06	16.62	16.62	2.09	14.16	14.16	2.13	9.20	9.20	2.23	9.20	9.20	2.23						
	67(19.4)	35.63	26.44	1.93	32.61	23.83	1.97	29.55	21.26	2.01	26.46	18.75	2.03	23.35	16.31	2.04	20.26	13.96	2.03	16.63	16.63	2.06	14.17	14.17	2.14	9.21	9.21	2.24	9.21	9.21	2.24						
	72(22.2)	39.26	21.17	1.89	35.92	18.95	1.93	32.54	16.78	1.97	29.14	14.67	2.00	25.72	12.64	2.01	22.33	10.70	1.99	16.64	16.64	2.02	14.18	14.18	2.15	9.22	9.22	2.25	9.22	9.22	2.25						
1180	57(13.8)	33.57	33.57	1.98	31.00	31.00	2.01	28.38	28.38	2.05	25.70	25.70	2.07	23.99	23.99	2.07	20.25	20.25	2.05	16.65	16.65	2.07	14.19	14.19	2.16	9.23	9.23	2.26	9.23	9.23	2.26						
	62(16.6)	33.62	33.62	1.98	31.04	31.04	2.01	28.42	28.42	2.05	25.74	25.74	2.07	23.99	23.99	2.07	20.27	20.27	2.05	16.66	16.66	2.07	14.20	14.20	2.17	9.24	9.24	2.27	9.24	9.24	2.27						
	63*(17.2)	33.55	26.93	1.98	30.68	24.28	2.02	27.77	21.66	2.05	24.85	19.10	2.08	21.90	16.60	2.09	18.99	18.84	2.07	16.67	16.67	2.09	14.21	14.21	2.18	9.25	9.25	2.28	9.25	9.25	2.28						
	67(19.4)	36.17	28.15	1.95	33.07	25.40	1.99	29.92	22.69	2.03	26.76	20.04	2.05	23.60	17.46	2.06	20.46	14.94	2.05	16.68	16.68	2.06	14.22	14.22	2.19	9.26	9.26	2.29	9.26	9.26	2.29						
	72(22.2)	39.84	22.25	1.92	36.39	19.94	1.96	32.92	17.68	1.99	29.44	15.49	2.02	25.95	13.37	2.02	22.49	11.34	2.01	16.69	16.69	2.02	14.23	14.23	2.20	9.27	9.27	2.30	9.27	9.27	2.30						

PGR542 EXTENDED COOLING PERFORMANCE - HIGH COOL

CONDENSER ENTERING AIR TEMPERATURES °F (°C)

CFM	EWB	75 (23.9)						85 (29.4)						95 (35)						105 (40.6)						115 (46.1)						125 (51.7)					
		Capacity MBtuh			Total Syst KW			Capacity MBtuh			Total Syst KW			Capacity MBtuh			Total Syst KW			Capacity MBtuh			Total Syst KW			Capacity MBtuh			Total Syst KW			Capacity MBtuh			Total Syst KW		
		Total	Sens	Total	Sens	Total	Sens	Total	Sens	Total	Sens	Total	Sens	Total	Sens	Total	Sens	Total	Sens	Total	Sens	Total	Sens	Total	Sens	Total	Sens	Total	Sens	Total	Sens						
1225	57(13.8)	44.10	44.10	2.67	40.87	40.87	2.95	37.59	37.59	3.27	34.28	34.28	3.63	30.95	30.95	4.03	27.68	27.68	4.47	23.17	23.17	4.81	20.70	20.70	5.15	18.23	18.23	5.43	16.29	16.29	5.71						
	62(16.6)	45.47	38.57	2.68	41.76	36.75	2.96	38.02	34.87	3.28	34.34	34.34	3.63	31.00	31.00	4.03	27.72	27.72	4.47	23.18	23.18	4.81	20.71	20.71	5.15	18.30	18.30	5.43	16.30	16.30	5.71						
	63*(17.2)	46.30	31.46	2.69	42.48	29.82	2.97	38.64	28.16	3.28	34.81	26.49	3.64	31.02	24.81	4.03	27.34	23.17	4.46	23.19	23.19	4.81	20.72	20.72	5.15	18.31	18.31	5.43	16.31	16.31	5.71						
	67(19.4)	49.63	32.58	2.71	45.48	30.90	3.00	41.33	29.20	3.32	37.21	27.50	3.67	33.12	25.80	4.06	29.18	24.14	4.49	23.20	23.20	4.81	20.73	20.73	5.15	18.32	18.32	5.43	16.32	16.32	5.71						
	72(22.2)	54.17	26.44	2.75	49.61	24.90	3.04	45.06	23.34	3.36	40.53	21.79	3.72	36.05	20.23	4.11	31.74	18.73	4.54	23.21	23.21	4.81	20.74	20.74	5.15	18.33	18.33	5.43	16.33	16.33	5.71						
1400	57(13.8)	45.98	45.98	2.72	42.52	42.52	3.01	39.03	39.03	3.33	35.52	35.52	3.69	32.01	32.01	4.08	28.56	28.56	4.52	23.22	23.22	4.81	20.75	20.75	5.15	18.34	18.34	5.43	16.34	16.34	5.71						
	62(16.6)	46.52	41.52	2.73	42.71	42.37	3.01	39.08	39.08	3.33	35.57	35.57	3.69	32.04	32.04	4.08	28.59	28.59	4.52	23.23	23.23	4.81	20.76	20.76	5.15	18.35	18.35	5.43	16.35	16.35	5.71						
	63*(17.2)	47.25	33.56	2.73	43.28	31.84	3.01	39.30	30.11	3.33	35.35	28.36	3.68	31.44	26.61	4.07	27.67	24.89	4.50	23.24	23.24	4.81	20.77	20.77	5.15	18.36	18.36	5.43	16.36	16.36	5.71						
	67(19.4)	50.58	34.83	2.76	46.29	33.07	3.04	42.00	31.30	3.36	37.75	29.52	3.72	33.55	27.75	4.11	29.50	26.00	4.54	23.25	23.25	4.81	20.78	20.78	5.15	18.37	18.37	5.43	16.37	16.37	5.71						
	72(22.2)	55.17	27.86	2.79	50.45	26.26	3.08	45.74	24.65	3.41	41.08	23.05	3.76	36.47	21.45	4.16	32.06	19.90	4.59	23.26	23.26	4.81	20.79	20.79	5.15	18.38	18.38	5.43	16.38	16.38	5.71						
1575	57(13.8)	47.54	47.54	2.77	43.89	43.89	3.05	40.22	40.22	3.38	36.54	36.54	3.74	32.86	32.86	4.13	29.26	29.26	4.57	23.27	23.27	4.81	20.80	20.80	5.15	18.39	18.39	5.43	16.39	16.39	5.71						
	62(16.6)	47.60	47.60	2.77	43.95	43.95	3.05	40.27	40.27	3.38	36.59	36.59	3.74	32.90	32.90	4.14	29.29	29.29	4.57	23.28	23.28	4.81	20.81	20.81	5.15	18.40	18.40	5.43	16.40	16.40	5.71						
	63*(17.2)	47.97	35.58	2.77	43.88	33.79	3.05	39.80	31.99	3.37	35.76	30.17	3.72	31.76	28.34	4.12	27.94	26.51	4.55	23.29	23.29	4.81	20.82	20.82	5.15	18.41	18.41	5.43	16.41	16.41	5.71						
	67(19.4)	51.31	37.00	2.80	46.89	35.17	3.08	42.50	33.33	3.40	38.15	31.48	3.76	33.86	29.62	4.15	29.75	27.77	4.58	23.30	23.30	4.81	20.83	20.83	5.15	18.42	18.42	5.43	16.42	16.42	5.71						
	72(22.2)	55.92	29.22	2.84	51.07	27.57	3.12	46.25	25.93	3.45	41.47	24.28	3.81	36.77	22.64	4.20	32.27	21.05	4.63	23.31	23.31	4.81	20.84	20.84	5.15	18.43	18.43	5.43	16.43	16.43	5.71						

See Legend and Notes on Page 18.

PERFORMANCE DATA (CONT)

PGR548 EXTENDED COOLING PERFORMANCE - LOW COOL

CONDENSER ENTERING AIR TEMPERATURES °F (°C)

CFM	EWB	75 (23.9)						85 (29.4)						95 (35)						105 (40.6)						115 (46.1)						125 (51.7)										
		Capacity MBtuh			Total Syst KW	Capacity MBtuh			Total Syst KW	Capacity MBtuh			Total Syst KW	Capacity MBtuh			Total Syst KW	Capacity MBtuh			Total Syst KW	Capacity MBtuh			Total Syst KW	Capacity MBtuh			Total Syst KW													
		Total	Sens	Total		Total	Sens	Total		Sens	Total	Sens		Total	Sens	Total		Sens	Total	Sens		Total	Sens	Total		Sens	Total	Sens		Total	Sens	Total	Sens									
1050	57(13.8)	35.18	35.18	2.15	32.65	32.65	2.21	30.08	30.08	2.26	27.45	27.45	2.29	24.76	24.76	2.29	22.01	22.01	2.26	19.78	19.78	2.22	17.22	17.22	2.16	14.67	14.67	2.11	12.16	12.16	2.08	9.60	9.60	2.04	7.04	7.04	1.99	4.48	4.48	1.95	1.91	1.91
	62(16.6)	35.89	33.38	2.14	32.99	30.42	2.21	30.13	30.13	2.26	27.49	27.49	2.29	24.80	24.80	2.29	22.04	22.04	2.26	19.83	19.83	2.22	17.27	17.27	2.16	14.70	14.70	2.11	12.23	12.23	2.08	9.67	9.67	2.04	7.07	7.07	1.99	4.51	4.51	1.95	1.94	1.94
	63*(17.2)	36.62	27.06	2.14	33.64	24.54	2.21	30.61	22.07	2.26	27.55	19.66	2.29	24.45	17.30	2.29	21.33	15.03	2.26	19.45	13.15	2.22	17.30	11.00	2.16	14.73	8.43	2.11	12.26	5.96	2.08	9.70	3.40	2.04	7.10	0.70	1.99	4.54	1.95	1.97	1.97	
	67(19.4)	39.58	28.19	2.11	36.35	25.60	2.19	33.07	23.05	2.24	29.78	20.56	2.28	26.42	18.13	2.28	23.06	15.78	2.25	20.56	12.21	2.22	17.30	9.00	2.16	14.73	5.70	2.11	12.26	4.40	2.08	9.70	3.40	2.04	7.10	0.70	1.99	4.54	1.95	1.97	1.97	
	72(22.2)	43.68	22.88	2.08	40.10	20.63	2.16	36.50	18.44	2.22	32.85	16.30	2.26	29.17	14.23	2.26	25.49	12.25	2.24	22.88	10.59	2.22	18.44	6.30	2.16	16.30	2.04	2.08	9.70	3.40	2.04	7.10	0.70	1.99	4.54	1.95	1.97	1.97				
1200	57(13.8)	36.76	36.76	2.18	34.07	34.07	2.25	31.32	31.32	2.29	28.53	28.53	2.32	25.68	25.68	2.32	22.77	22.77	2.28	19.91	19.91	2.22	17.35	17.35	2.16	14.73	14.73	2.11	12.26	12.26	2.08	9.67	9.67	2.04	7.07	7.07	1.99	4.48	4.48	1.95	1.91	1.91
	62(16.6)	36.82	36.82	2.18	34.12	34.12	2.25	31.37	31.37	2.29	28.58	28.58	2.32	25.71	25.71	2.32	22.80	22.80	2.28	19.94	19.94	2.22	17.38	17.38	2.16	14.76	14.76	2.11	12.29	12.29	2.08	9.70	9.70	2.04	7.10	7.10	1.99	4.51	4.51	1.95	1.94	1.94
	63*(17.2)	37.37	28.96	2.18	34.28	26.30	2.25	31.15	23.69	2.30	27.99	21.13	2.32	24.79	18.64	2.32	21.59	16.21	2.29	20.01	13.71	2.22	17.42	11.12	2.16	14.79	8.43	2.11	12.32	6.02	2.08	9.73	3.43	2.04	7.13	0.73	1.99	4.55	1.95	1.97	1.97	
	67(19.4)	40.36	30.24	2.15	37.01	27.49	2.23	33.63	24.79	2.28	30.21	22.14	2.31	26.77	19.57	2.31	23.32	17.07	2.28	20.04	13.74	2.22	17.45	11.15	2.16	14.82	8.46	2.11	12.35	6.05	2.08	9.76	3.46	2.04	7.16	0.76	1.99	4.58	1.95	1.97	1.97	
	72(22.2)	44.51	24.17	2.12	40.80	21.82	2.20	37.07	19.52	2.26	33.30	17.29	2.29	29.52	15.13	2.29	25.74	13.06	2.26	22.88	10.60	2.22	18.47	6.33	2.16	16.33	2.04	2.08	9.76	3.46	2.04	7.16	0.76	1.99	4.58	1.95	1.97	1.97				
1310	57(13.8)	37.76	37.76	2.21	34.95	34.95	2.27	32.10	32.10	2.32	29.20	29.20	2.34	26.23	26.23	2.34	23.23	23.23	2.30	20.11	20.11	2.22	17.39	17.39	2.16	14.82	14.82	2.11	12.35	12.35	2.08	9.76	9.76	2.04	7.16	7.16	1.99	4.55	4.55	1.95	1.94	1.94
	62(16.6)	37.81	37.81	2.21	35.00	35.00	2.27	32.15	32.15	2.32	29.24	29.24	2.34	26.27	26.27	2.34	23.26	23.26	2.30	20.14	20.14	2.22	17.42	17.42	2.16	14.85	14.85	2.11	12.38	12.38	2.08	9.79	9.79	2.04	7.19	7.19	1.99	4.58	4.58	1.95	1.97	1.97
	63*(17.2)	37.81	30.32	2.21	34.64	27.55	2.28	31.45	24.84	2.32	28.23	22.18	2.35	24.98	19.58	2.34	21.76	16.22	2.29	20.14	13.84	2.22	17.45	11.14	2.16	14.85	8.46	2.11	12.41	6.05	2.08	9.80	3.47	2.04	7.20	0.77	1.99	4.61	1.95	1.97	1.97	
	67(19.4)	40.80	31.70	2.19	37.39	28.84	2.26	33.93	26.03	2.31	30.46	23.28	2.33	26.96	20.59	2.33	23.47	17.97	2.28	20.17	13.87	2.22	17.48	11.17	2.16	14.88	8.49	2.11	12.44	6.08	2.08	9.83	3.50	2.04	7.23	0.80	1.99	4.64	1.95	1.97	1.97	
	72(22.2)	44.98	25.09	2.15	41.19	22.67	2.23	37.37	20.30	2.28	33.55	18.00	2.31	29.70	15.77	2.32	25.85	13.64	2.26	22.88	10.63	2.22	18.50	6.36	2.16	16.36	2.04	2.08	9.86	3.53	2.04	7.26	0.83	1.99	4.67	1.95	1.97	1.97				

PGR548 EXTENDED COOLING PERFORMANCE - HIGH COOL

CONDENSER ENTERING AIR TEMPERATURES °F (°C)

CFM	EWB	75 (23.9)						85 (29.4)						95 (35)						105 (40.6)						115 (46.1)						125 (51.7)							
		Capacity MBtuh			Total Syst KW	Capacity MBtuh			Total Syst KW	Capacity MBtuh			Total Syst KW	Capacity MBtuh			Total Syst KW	Capacity MBtuh			Total Syst KW	Capacity MBtuh			Total Syst KW	Capacity MBtuh			Total Syst KW										
		Total	Sens	Total		Total	Sens	Total		Sens	Total	Sens		Total	Sens	Total		Sens	Total	Sens		Total	Sens	Total		Sens	Total	Sens		Total	Sens	Total	Sens						
1400	57(13.8)	48.89	48.89	3.11	45.66	45.66	3.41	42.38	42.38	3.75	39.05	39.05	4.13	35.68	35.68	4.55	32.30	32.30	4.99	29.01	29.01	4.47	26.54	26.54	4.35	23.69	23.69	4.23	20.08	20.08	4.17	17.22	17.22	4.11	14.66	14.66	4.05	12.11	12.11
	62(16.6)	50.28	43.47	3.12	46.51	41.71	3.42	42.75	39.90	3.76	39.11	39.11	4.13	35.73	35.73	4.55	32.34	32.34	4.99	29.04	29.04	4.47	26.57	26.57	4.35	23.72	23.72	4.23	20.11	20.11	4.17	17.25	17.25	4.11	14.69	14.69	4.05	12.14	12.14
	63*(17.2)	51.23	35.39	3.13	47.37	33.80	3.43	43.48	32.17	3.77	39.57	30.53	4.14	35.65	28.86	4.54	31.78	27.20	4.98	29.07	29.07	4.47	26.60	26.60	4.35	23.75	23.75	4.23	20.14	20.14	4.17	17.28	17.28	4.11	14.72	14.72	4.05	12.17	12.17
	67(19.4)	55.12	36.75	3.16	50.93	35.12	3.46	46.72	33.47	3.80	42.50	31.80	4.17	38.27	30.11	4.58	34.10	28.42	5.02	29.10	29.10	4.47	26.63	26.63	4.35	23.78	23.78	4.23	20.17	20.17	4.17	17.31	17.31	4.11	14.75	14.75	4.05	12.20	12.20
	72(22.2)	60.49	29.87	3.21	55.87	28.34	3.51	51.22	26.80	3.84	46.58	25.25	4.22	41.93	23.68	4.62	37.37	22.12	5.06	29.13	29.13	4.47	26.66	26.66	4.35	23.81	23.81	4.23	20.20	20.20	4.17	17.34	17.34	4.11	14.78	14.78	4.05	12.23	12.23
1600	57(13.8)	51.01	51.01	3.18	47.56	47.56	3.48	44.07	44.07	3.83	40.53	40.53	4.20	36.95	36.95	4.62	33.37	33.37	5.06	29.14	29.14	4.47	26.69	26.69	4.35	23.84	23.84	4.23	20.23	20.23	4.17	17.37	17.37	4.11	14.81	14.81	4.05	12.26	12.26
	62(16.6)	51.47	46.83	3.18	47.65	47.65	3.49	44.13	44.13	3.83	40.59	40.59	4.20	37.00	37.00	4.62	33.41	33.41	5.06	29.17	29.17	4.47	26.72	26.72	4.35	23.87	23.87	4.23	20.26	20.26	4.17	17.40	17.40	4.11	14.84	14.84	4.05	12.29	12.29
	63*(17.2)	52.30	37.79	3.19	48.28	36.13	3.49	44.24	34.44	3.83	40.20	32.73	4.20	36.15	30.99	4.60	32.18	29.26	5.04	29.17	29.17	4.47	26.75	26.75	4.35	23.90	23.90	4.23	20.29	20.29	4.17	17.43	17.43	4.11	14.87	14.87	4.05	12.32	12.32
	67(19.4)	56.21	39.32	3.23	51.86	37.62	3.53	47.50	35.90	3.86	43.13	34.16	4.23	38.77	32.40	4.64	34.50	30.65	5.07	29.20	29.20	4.47	26.78	26.78	4.35	23.93	23.93	4.23	20.32	20.32	4.17	17.46	17.46	4.11	14.90	14.90	4.05	12.35	12.35
	72(22.2)	61.65	31.49	3.27	56.85	29.91	3.57	52.04	28.32	3.91	47.24	26.72	4.28	42.45	25.11	4.68	37.76	23.52	5.11	29.23	29.23	4.47	26.81	26.81	4.35	23.96	23.96	4.23	20.35	20.35	4.17	17.49	17.49	4.11	14.93	14.93	4.05	12.38	12.38
1750	57(13.8)	52.37	52.37	3.23	48.78	48.78	3.54	45.15	45.15	3.88	41.47	41.47	4.25	37.75	37.75	4.66																							

PERFORMANCE DATA (CONT)

PGR560 EXTENDED COOLING PERFORMANCE – LOW COOL

CONDENSER ENTERING AIR TEMPERATURES °F (°C)

CFM	EWB	75 (23.9)										85 (29.4)										95 (35)										105 (40.6)										115 (46.1)										125 (51.7)																																												
		Capacity MBtuh					Total Syst KW					Capacity MBtuh					Total Syst KW					Capacity MBtuh					Total Syst KW					Capacity MBtuh					Total Syst KW					Capacity MBtuh					Total Syst KW																																																	
		Total	Sens	Total	Sens	Total	Total	Sens	Total	Sens	Total	Total	Sens	Total	Sens	Total	Total	Sens	Total	Sens	Total	Total	Sens	Total	Sens	Total	Total	Sens	Total	Sens	Total	Total	Sens	Total	Sens	Total																																																												
1200	57(13.8)	42.50	42.50	2.61	41.54	41.54	2.64	40.36	40.36	2.63	38.87	38.87	2.59	37.03	37.03	2.49	34.82	34.82	2.34	62(16.6)	43.53	40.01	2.61	42.15	38.49	2.64	40.55	40.24	2.63	38.94	38.94	2.59	37.09	37.09	2.49	34.87	34.87	2.34	63*(17.2)	44.37	32.51	2.61	42.92	31.12	2.63	41.20	29.70	2.63	39.14	28.21	2.59	36.69	26.66	2.49	33.85	25.05	2.34	67(19.4)	47.96	33.87	2.59	46.38	32.46	2.62	44.50	31.00	2.62	42.28	29.49	2.58	39.65	27.93	2.49	36.60	26.30	2.33	72(22.2)	52.94	27.58	2.56	51.15	26.23	2.60	49.07	24.86	2.60	46.63	23.45	2.57	43.75	21.98	2.48	40.44	20.47	2.33	
	1370	57(13.8)	44.36	44.36	2.67	43.36	43.36	2.69	42.05	42.05	2.68	40.42	40.42	2.63	38.42	38.42	2.53	36.03	36.03	2.37	62(16.6)	44.59	44.18	2.67	43.36	43.36	2.69	42.05	42.05	2.68	40.42	40.42	2.63	38.42	38.42	2.53	36.03	36.03	2.37	63*(17.2)	45.25	34.73	2.67	43.69	33.28	2.69	41.88	31.80	2.68	39.71	30.26	2.63	37.17	28.64	2.53	34.23	26.95	2.37	67(19.4)	48.88	36.25	2.65	47.18	34.77	2.68	45.19	33.26	2.67	42.87	31.70	2.62	40.13	30.07	2.53	36.99	28.37	2.37	72(22.2)	53.90	29.08	2.62	52.00	27.69	2.65	49.80	26.28	2.65	47.23	24.83	2.61	44.23	23.32	2.52	40.79	21.77	2.36
		1545	57(13.8)	45.96	45.96	2.73	44.78	44.78	2.75	43.35	43.35	2.73	41.59	41.59	2.67	39.46	39.46	2.57	36.92	36.92	2.40	62(16.6)	46.03	46.03	2.73	44.84	44.84	2.73	43.41	43.41	2.73	41.65	41.65	2.67	39.51	39.51	2.57	36.97	36.97	2.40	63*(17.2)	45.92	36.92	2.73	44.29	35.42	2.75	42.38	33.88	2.73	40.14	32.27	2.68	37.53	30.58	2.57	34.57	34.35	2.41	67(19.4)	49.57	38.62	2.71	47.78	37.08	2.72	43.29	33.88	2.67	40.48	32.18	2.67	37.28	30.36	2.40	72(22.2)	54.62	30.56	2.69	52.62	29.14	2.71	47.64	26.20	2.66	44.54	24.66	2.66	40.98	23.08	2.39					

PGR560 EXTENDED COOLING PERFORMANCE – HIGH COOL

CONDENSER ENTERING AIR TEMPERATURES °F (°C)

CFM	EWB	75 (23.9)										85 (29.4)										95 (35)										105 (40.6)										115 (46.1)										125 (51.7)																																													
		Capacity MBtuh					Total Syst KW					Capacity MBtuh					Total Syst KW					Capacity MBtuh					Total Syst KW					Capacity MBtuh					Total Syst KW					Capacity MBtuh					Total Syst KW																																																		
		Total	Sens	Total	Sens	Total	Total	Sens	Total	Sens	Total	Total	Sens	Total	Sens	Total	Total	Sens	Total	Sens	Total	Total	Sens	Total	Sens	Total	Total	Sens	Total	Sens	Total	Total	Sens	Total	Sens	Total																																																													
1750	57(13.8)	58.66	58.66	3.81	55.57	55.57	4.17	52.33	52.33	4.58	48.92	48.92	5.04	45.32	45.32	5.57	41.58	41.58	6.16	62(16.6)	59.85	53.13	3.82	56.20	51.25	4.17	52.51	52.25	4.58	48.99	48.99	5.05	45.37	45.37	5.57	41.63	41.63	6.16	63*(17.2)	60.83	43.11	3.82	57.05	41.43	4.18	53.16	39.70	4.58	49.10	37.91	5.04	44.88	36.06	5.56	40.58	34.17	6.13	67(19.4)	65.32	44.77	3.86	61.22	43.05	4.22	57.00	41.30	4.63	52.61	39.48	5.10	48.03	37.60	5.62	43.40	35.70	6.20	72(22.2)	71.52	36.12	3.90	67.01	34.50	4.27	62.34	32.84	4.69	57.48	31.12	5.17	52.44	29.35	5.70	47.35	27.57	6.29		
	2000	57(13.8)	60.99	60.99	3.90	57.68	57.68	4.26	54.22	54.22	4.68	50.58	50.58	5.15	46.74	46.74	5.68	42.79	42.79	6.27	62(16.6)	61.23	60.84	3.90	57.75	57.75	4.26	54.29	54.29	4.68	50.64	50.64	5.15	46.80	46.80	5.68	42.83	42.83	6.27	63*(17.2)	61.92	45.99	3.91	57.99	44.25	4.26	53.95	42.45	4.67	49.76	40.60	5.13	45.40	38.65	5.65	41.00	36.66	6.22	67(19.4)	66.43	47.87	3.94	62.19	46.10	4.30	57.80	44.27	4.72	53.27	42.39	5.19	48.55	40.42	5.71	43.81	38.42	6.29	72(22.2)	72.71	38.07	3.98	68.00	36.40	4.35	63.17	34.70	4.78	58.16	32.94	5.26	52.95	31.12	5.79	47.73	29.31	6.37	
		2250	57(13.8)	62.91	62.91	3.99	59.42	59.42	4.35	55.76	55.76	4.77	51.93	51.93	5.25	47.89	47.89	5.78	43.74	43.74	6.37	62(16.6)	62.99	62.99	3.99	59.49	59.49	4.36	55.83	55.83	4.77	51.99	51.99	5.25	47.94	47.94	5.78	43.79	43.79	6.37	63*(17.2)	62.73	48.75	3.99	58.69	46.95	4.35	54.54	45.08	4.76	50.24	43.14	5.22	45.80	41.08	5.73	41.35	38.84	6.30	67(19.4)	67.27	50.85	4.02	62.89	49.01	4.39	58.40	47.12	4.80	53.75	45.15	5.27	48.94	43.08	5.80	44.15	40.88	6.38	72(22.2)	73.56	39.95	4.06	68.73	38.24	4.43	63.76	36.50	4.86	58.61	34.70	5.34	53.29	32.85	5.87	47.96	31.01	6.46

* At 75°F (24°C) entering dry bulb—Tennessee Valley Authority (TVA) rating conditions; all others at 80°F (27°C) dry bulb, power and heat.

LEGEND

- BF—Bypass Factor
 - edb—Entering Dry-Bulb
 - EWb—Entering Wet-Bulb
 - kW—Total Unit Power Input
 - SHC—Sensible Heat Capacity (1000 Btuh)
 - TC—Total Capacity (1000 Btuh) (net)
 - rH—Relative Humidity
- COOLING NOTES:**
1. Ratings are net; they account for the effects of the evaporator-fan motor
 2. Direct interpolation is permissible. Do not extrapolate.
 3. The following formulas may be used:
 - $lqdb = teqb - 1.10 \times cfm$
 - $lhw b = air \text{ leaving evaporator coil } (lhw b)$
- Where: $lhw b$ = Enthalpy of air entering evaporator coil
 4. The SHC is based on 805 F (26.6°C) edb temperature of air entering evaporator coil. Below 80°F (26.6°C) edb, subtract (corr factor x cfm) from SHC.
 Above 80°F (26.6°C) edb, add (corr factor x cfm) to SHC.
 Correction Factor = $1.10 \times (1 + BF) \times (edb - 80)$.
 5. Integrated capacity is maximum (instantaneous) capacity less the effect of frost on the outdoor coil and the heat required to defrost it.

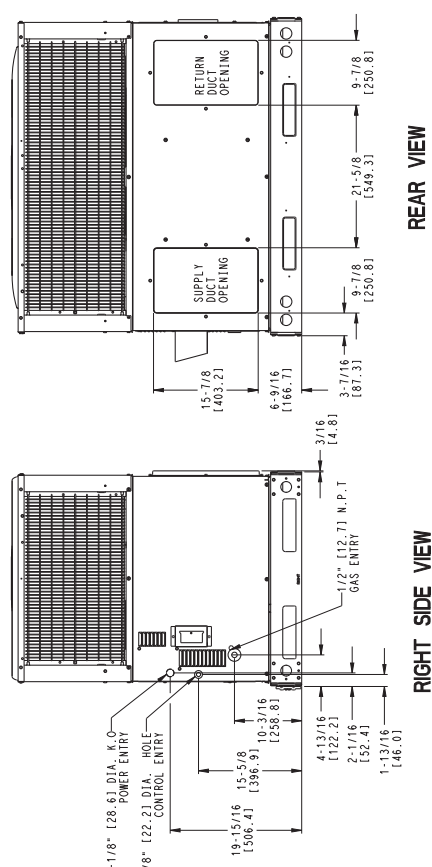
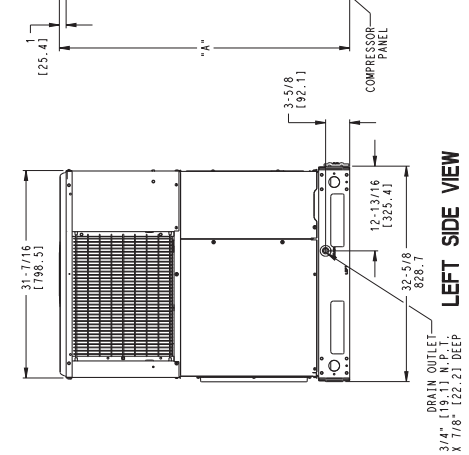
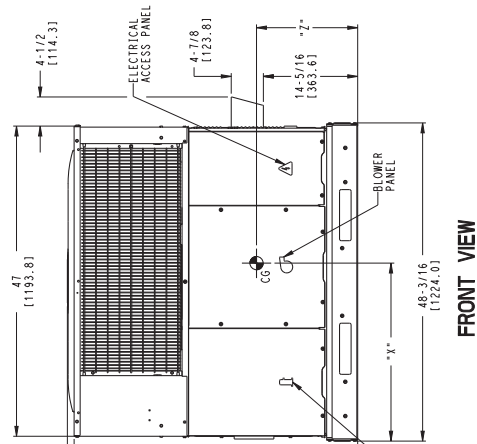
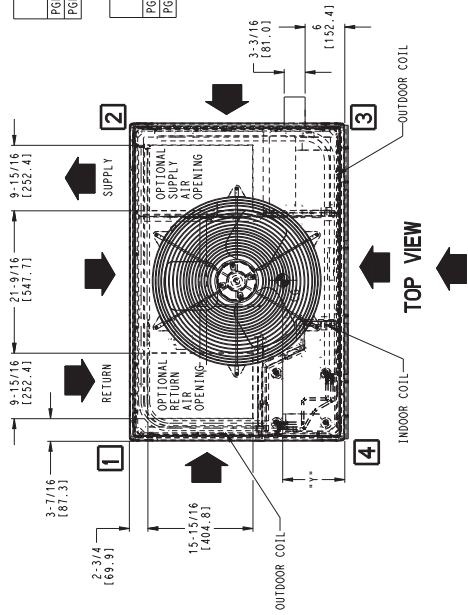
UNIT DIMENSIONS - PGR524-30

UNIT	ELECTRICAL CHARACTERISTICS	UNIT WT. LB. KG	UNIT HEIGHT IN/MM			CENTER OF GRAVITY IN/MM				
			"A"	X	Y	Z	X	Y	Z	
PGR524.040/0601IK/HIG+0A1	208/230-1, 208/230-3-60	342 155.0	44-1/8	1121	22-13/16	579.4	15-5/16	388.9	15-13/16	401.6
PGR530.040/0601IK/HIG+0A1	208/230-1, 208/230-3-60	376 170.4	44-1/8	1121	22-13/16	579.4	15-5/16	388.9	16-5/8	422.3

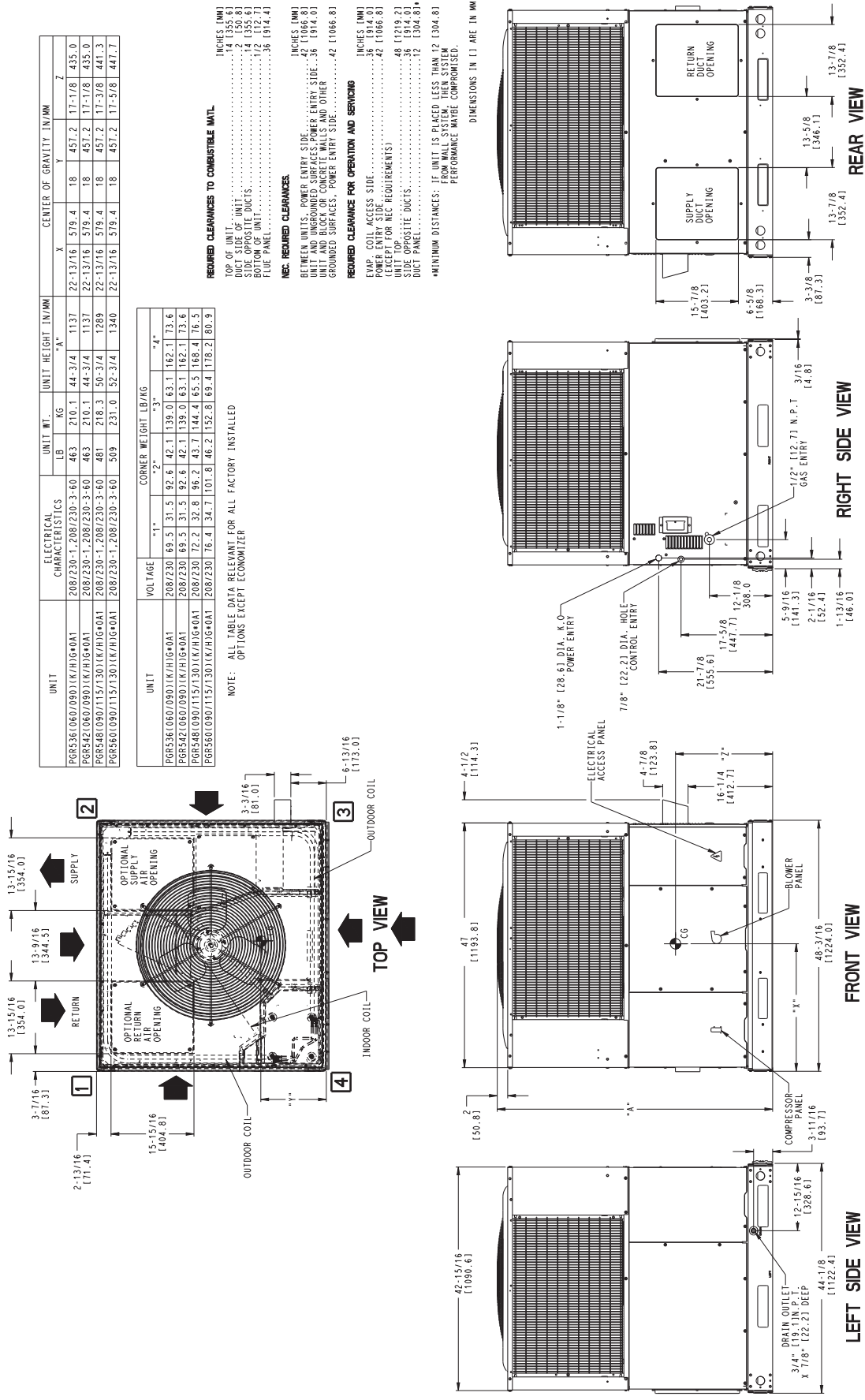
UNIT	VOLTAGE	CORNER WEIGHT LB/KG		
		"1"	"2"	"4"
PGR524.040/0601IK/HIG+0A1	208/230	51.3	23.3	68.4
PGR530.040/0601IK/HIG+0A1	208/230	56.4	25.6	75.2

NOTE: ALL TABLE DATA RELEVANT FOR ALL FACTORY INSTALLED OPTIONS EXCEPT ECONOMIZER

- REQUIRED CLEARANCES TO COMBUSTIBLE MTL:**
- TOP OF UNIT..... 14 [355.6] INCHES (MM)
 - DUCT SIDE OF UNIT..... 2 [50.8] INCHES (MM)
 - OPPOSITE DUCTS..... 14 [355.6] INCHES (MM)
 - BLOW OFF UNIT..... 36 [914.4] INCHES (MM)
 - FLUE PANEL..... 36 [914.4] INCHES (MM)
- NEE. REQUIRED CLEARANCES:**
- BETWEEN UNITS, POWER ENTRY SIDE..... 36 [914.4] INCHES (MM)
 - UNIT AND UNGROUNDED SURFACES, POWER ENTRY SIDE..... 36 [914.4] INCHES (MM)
 - UNIT AND BLOCK OR CONCRETE WALLS AND OTHER GROUNDED SURFACES, POWER ENTRY SIDE..... 42 [1066.8] INCHES (MM)
- REQUIRED CLEARANCE FOR OPERATION AND SERVICING:**
- EVAP. COIL ACCESS SIDE..... 36 [914.4] INCHES (MM)
 - POWER ENTRY SIDE..... 42 [1066.8] INCHES (MM)
 - CEILING FOR REFR. REQUIREMENTS..... 48 [1219.2] INCHES (MM)
 - UNIT TOP..... 36 [914.4] INCHES (MM)
 - OPPOSITE DUCTS..... 12 [304.8] INCHES (MM)
 - DUCT PANEL..... 12 [304.8] INCHES (MM)
- *MINIMUM DISTANCES: IF UNIT IS PLACED LESS THAN 12 [304.8] FROM WALL SYSTEM, THEN STAGED PERFORMANCE MAYBE COMPROMISED.



UNIT DIMENSIONS - PGR536-60



UNIT	ELECTRICAL CHARACTERISTICS	UNIT WT.			UNIT HEIGHT IN/MM			CENTER OF GRAVITY IN/MM			
		LB	KG	"A"	X	Y	Z				
PGR536/060/090/115/130/1K/H/G+0A1	208/230-1, 208/230-3-60	463	210.1	44-3/4	1137	22-13/16	579.4	18	457.2	17-1/8	435.0
PGR542/060/090/115/130/1K/H/G+0A1	208/230-1, 208/230-3-60	463	210.1	44-3/4	1137	22-13/16	579.4	18	457.2	17-1/8	435.0
PGR546/090/115/130/1K/H/G+0A1	208/230-1, 208/230-3-60	481	218.3	50-3/4	1289	22-13/16	579.4	18	457.2	17-3/8	441.3
PGR560/090/115/130/1K/H/G+0A1	208/230-1, 208/230-3-60	509	231.0	52-3/4	1340	22-13/16	579.4	18	457.2	17-9/8	447.7

UNIT	CORNER WEIGHT LB/KG		
	1"	2"	3"
PGR536/060/090/115/130/1K/H/G+0A1	208/230 69.5	31.5	42.1
PGR542/060/090/115/130/1K/H/G+0A1	208/230 69.5	31.5	42.1
PGR546/090/115/130/1K/H/G+0A1	208/230 72.2	32.8	43.7
PGR560/090/115/130/1K/H/G+0A1	208/230 76.4	34.7	46.2

NOTE: ALL TABLE DATA RELEVANT FOR ALL FACTORY INSTALLED OPTIONS EXCEPT ECONOMIZER

REQUIRED CLEARANCES TO COMBUSTIBLE MATL.

TOP OF UNIT.....14 [355.6]
 SIDE OPPOSITE DUCTS.....14 [355.6]
 BOTTOM OF UNIT.....1/2 [12.7]
 FLUE PANEL.....36 [914.4]

NEE: REQUIRED CLEARANCES

BETWEEN UNITS: POWER ENTRY SIDE.....36 [914.4]
 UNIT AND BLOCK OR CONCRETE WALLS AND OTHER GROUNDED SURFACES, POWER ENTRY SIDE.....42 [1066.8]

REQUIRED CLEARANCE FOR OPERATION AND SERVICING

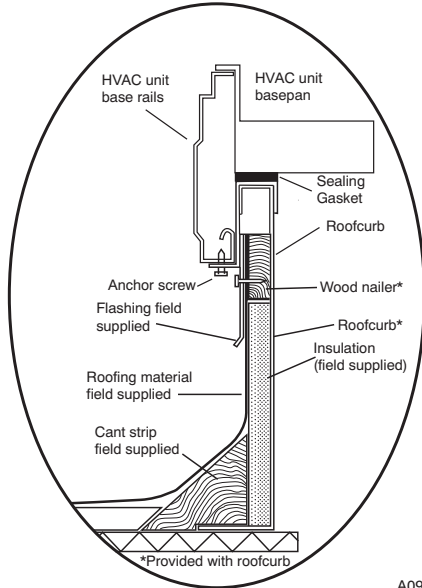
EVAP. COIL ACCESS SIDE.....36 [914.4]
 POWER ENTRY SIDE (EXCEPT FOR SEC. REQUIREMENTS).....42 [1066.8]
 UNIT TOP.....48 [1219.2]
 SIDE OPPOSITE DUCTS.....36 [914.4]
 DUCT PANEL.....12 [304.8]

*MINIMUM DISTANCES: IF UNIT IS PLACED LESS THAN 12 [304.8] FROM WALL SYSTEM, THEN SYSTEM PERFORMANCE MAY BE COMPROMISED.

DIMENSIONS IN [] ARE IN MM

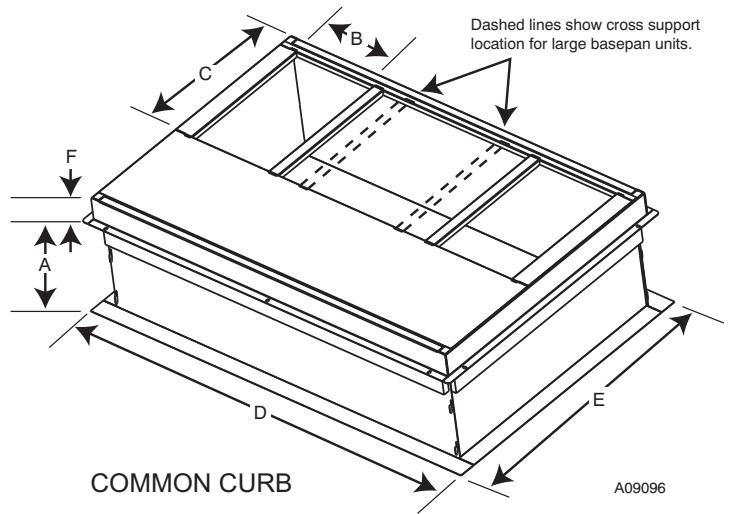
ACCESSORIES

ROOF CURBS



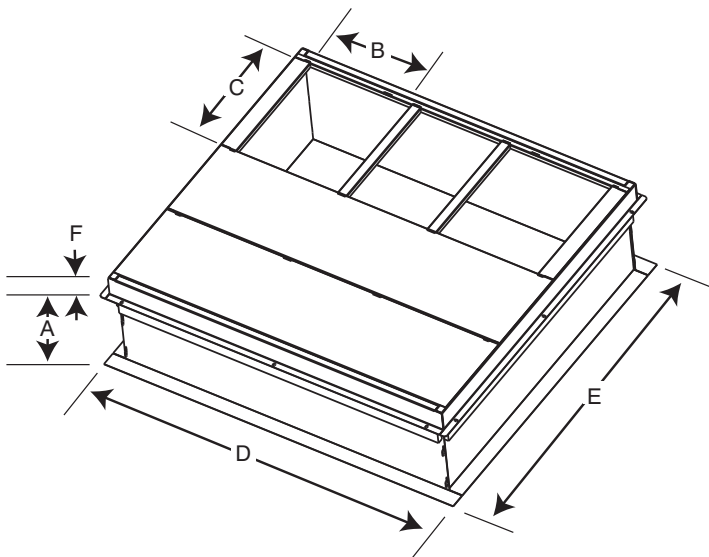
ROOF CURB DETAIL

A09090



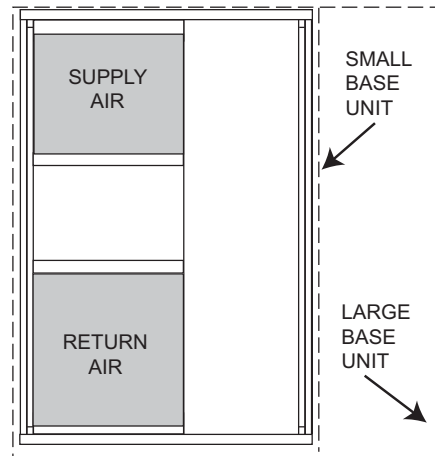
COMMON CURB

A09096



LARGE CURB

A09095



UNIT PLACEMENT ON COMMON CURB

A09094

SMALL OR LARGE BASE UNIT

UNIT SIZE	CATALOG NUMBER	A IN. (mm)	B (small base) IN. (mm)*	B (large base) IN. (mm)*	C IN. (mm)	D IN. (mm)	E IN. (mm)	F IN. (mm)
Small or Large	CPRFCURB010A00	11 (279)	10 (254)	14 (356)	16 (406)	47.8 (1214)	32.4 (822)	2.7 (69)
	CPRFCURB011A00	14 (356)						
Large	CPRFCURB012A00	11 (279)	14 (356)				43.9 (1116)	
	CPRFCURB013A00	14 (356)						

* Part Numbers CPRFCURB010A00 and CPRFCURB011A00 can be used on both small and large basepan units. The cross supports must be located based on whether the unit is a small basepan or a large basepan.

NOTES:

1. Roof curb must be set up for unit being installed.
2. Seal strip must be applied, as required, to unit being installed.
3. Roof curb is made of 16-gauge steel.
4. Attach ductwork to curb (flanges of duct rest on curb).
5. Insulated panels: 1-in. (25.4 mm) thick fiberglass 1 lb. density.

PGR5 ACCESSORIES (Continued)		
Accessory Model Number	Description	Use With
CURBS		
CPRFCURB010A00	Roof Curb, 11" High	24 – 60
CPRFCURB011A00	Roof Curb, 14" High	24 – 60
CPRFCURB012A00	Roof Curb, 11" High	36 – 60
CPRFCURB013A00	Roof Curb, 14" High	36 – 60
Note: CPRFCURB010A00 AND CPRFCURB011A00 can be used with 36–60 size units with some overhang.		
ADAPTER CURBS*		
CPADCURB001A00	Adapter curb for use with NPRFCURB006A00 & NPRFCURB007A00	24 – 30
CPADCURB002A00	Adapter curb for use with NPRFCURB008A00 & NPRFCURB009A00	36 – 60
* Can also be used when replacing other manufacturer's older generation units that contain a composite base without a metal base rail.		
CONCENTRIC ADAPTERS – (Use with curb only)		
NPCONADP001A00	For 18" round duct (use with curbs CPRFCURB010A00, CPRFCURB011A00)	Small Curb
NPCONADP002A00	For 18" round duct (use with curbs CPRFCURB012A00, CPRFCURB013A00)	Large Curb
* A field supplied 18" to 16" round reducer required when used with NP concentric adaptor		
DAMPERS		
CPMANDPR007A00	Manual Outside Air Damper – (Includes filter rack and 1" filter, same as CPFILTRK kit)	24 – 30
CPMANDPR008A00		36 – 42
CPMANDPR009A00		48 – 60
ECONOMIZER		
ECD-EDSML-JC2-ADB*	Vertical economizer with Jade Honeywell W7220 controller, Honeywell communicating actuator, and dry bulb sense. (Contact MicroMetl Customer Service at 1-800-662-4822 to order)	24 – 30
ECD-EDLGS-JC2-ADB*		36 – 42
ECD-EDLGB-JC2-ADB*		48 – 60
ECH-EDSML-JC2-ADB*	Horizontal economizer with Jade Honeywell W7220 controller, Honeywell communicating actuator, and dry bulb sense. (Contact MicroMetl Customer Service at 1-800-662-4822 to order)	24 – 30
ECH-EDLGS-JC2-ADB*		36 – 42
ECH-EDLGB-JC2-ADB*		48 – 60
* Contact MicroMetl Customer Service at 1-800-662-4822 to order.		
INTERNAL FILTER RACKS		
CPFILTRK007A00	Internal Filter Rack (includes 1-inch filters)	24 – 30
CPFILTRK008A00		36 – 42
CPFILTRK009A00		48 – 60
LOW AMBIENT, ANTI-CYCLE, COMPRESSOR START ASSIST		
CPLOWAMB001A00	Low Ambient Control – enables cooling system to operate down to 0 Deg. F by cycling condenser fan on and off.	ALL
NRTIMEGD001A00	Five Minute Compressor Delay	ALL
CPHSTART002A00	PTC Compressor Start Assist Kit	ALL
CRANKCASE HEATERS (Factory installed on some models)		
CPCRKHTR0008A00	Crankcase Heater (single phase)	24 – 36
CPCRKHTR0004A00	Crankcase Heater (single and 3-phase)	42 – 48
GAS CONVERSION KITS		
NPLPCONV013A00	Natural to LP Conversion Kit (0 – 2000')	ALL
NPLPCONV014A00	Natural to LP Conversion Kit (2001' – 6000')	ALL
NPNGCONV004A00	LP to Natural Gas Conversion Kit (0 – 2000')	ALL
FLUE DISCHARGE DEFLECTOR		
CRFLUEDS001A00	Directs flue gas exhaust 90 degrees upward from current discharge. Designed to allow tighter distances between unit and combustible surfaces. 24 inch Height. AGA certified.	ALL
DUCT TRANSITIONS		
NPDUCLG002A00	Square to Round (1 set of 2, use with horizontal duct flanges only)	24 – 48
THERMOSTATS		
TSTAT0406	Universal Programmable Thermostat, Dual Fuel compatible, 2-stage cool, 2-stage gas heat, 2-stage HP heat, 2-stage electric heat	ALL
TSTAT0408	Universal Programmable Thermostat with Humidity Sensing and Control, Dual Fuel compatible, 2-stage cool, 2-stage gas heat, 2-stage HP heat, 2-stage electric heat.	ALL
TSTAT0101SC	Observer Communicating Touchscreen Thermostat with Humidity Sensing and Control, Dual Fuel compatible, 2-stage cool, 2-stage gas heat, 2-stage HP heat, 2-stage electric heat.	ALL
NAXA00101DB	Daughter Board, use with communicating thermostat TSTAT0101SC and non-communicating equipment	ALL

International Comfort Products
Lewisburg, Tennessee 37091 USA
www.GoArcoaire.com